

JOBE WATERSPORTS

PRODUCT GUIDE 2022



www.jobesports.com

JOBE 

DESIGNED TO MIX AND MATCH



INDEX

TOWABLES	6	KNEEBOARDS	156
How To Choose	8	How To Choose	157
Towables	10	Kneeboards	158
Accessories	40	Accessories	160
INFINITY YACHT COLLECTION	42	WATERSKIS	162
Infinity Series	42	How To Choose	163
Matching Watersports Products	53	Combo Skis	164
LEISURE MUTHAVES	54	Slalom Skis	168
Bodyboards & Skimboards	55	Bindings	170
Aquapark	56	Accessories	170
Leisure	62	WAKEBOARDS	172
STAND UP PADDLING	64	How To Choose	174
What To Choose	65	Wakeboards	176
Aero Boards	66	Bindings	184
Aero Premium Boards	70	Sets & Packages	186
Bamboo Boards	86	Accessories	185
Titan Boards	90	WAKESURFERS & WAKESKATES	188
Pumps	85	How To Choose	189
Paddles	94	Wakesurfers	190
Bags	86, 96	Wakeskates	192
Accessories	96	APPAREL & FOOTWEAR	194
VESTS	98	Swimwear	195
How To Choose	100	Casual Clothing	200
Men	102	Glasses	204
Women	110	Bags & shoes	204
Unisex	116	PROTECTIVE GEAR	208
Kids	122	Helmets	209
Pet Vest	121	Gloves	210
WETSUITS	128	Glasses	211
How To Choose	130	Support	211
Men	132	BOAT ACCESSORIES	212
Women	140	COMMERCIAL PRODUCTS	216
Kids	148	SIZE CHARTS	227
Drysuit	146		
Neoprene accessories	147		
MULTI POSITION BOARDS	152		
How To Choose	153		
Multi Position Boards	154		
Accessories	154		

All product specifications and prices are subject to change without notice. 2022 Sport & Recreatie Den Bol B.V. all rights reserved.
© The colours of the original products might vary slightly from the displayed products due to the printing process. Jobe Sports International is the trade name of the company Sport en Recreatie Den Bol B.V. All our offers, order confirmations and contracts of sale are governed by the general terms and conditions of delivery of Sport en Recreatie Den Bol B.V., as filed with the Chamber of Commerce for Rivierenland in Tiel under trade register number 11033564




ADVENTURE DUNA 79



PACE 190



NEO VEST WOMEN 112




RIDGE 2P & 3P 13



AQUA PARK 59



NEW INFINITY 46



FRAGMENT 108 & 114



NEO VEST MEN & WOMEN 103



SLASH 158



VERTEX PRO 182



NEW SHAPE AIRSTREAM 25



VERTEX 182

*** 3 year
Warranty

after registration at
JOBESPORTS.COM/
HAPPYCUSTOMERS

DISCOVER WHY THE WORLD LOVES JOBE TOWABLES

Experts say it's the combination of our high production standards and the use of high quality materials. We say it is because our towables are thoroughly tested and undergo multiple quality checks. Therefore we can guarantee the quality of our products with a 3 year warranty on every towable! Make sure you register your towable within 14 days after purchase online at www.jobesports.com/happycustomers

TOWABLES

HOLD ON TIGHT FOR A WILD RIDE.

HOW TO CHOOSE

8

TOWABLES

Donuts	11
Sofas	15
Decks	21
Special shapes	33
Watersleds	37
Trainers	39

ACCESSORIES

Ropes and handles	40
Pumps	40
Bags	41
Other	41

BOSTON VALVE

for quick inflation
and deflation

PVC INNER

Gauges vary from 16G (kids tubes),
24G (1/2/3 person tube), 30G
(2/3/4 person tube) and 36G
for commercial products.

AUTOMOTIVE DESIGN


The Jobe Towable collection is inspired by the principles of automotive design: the ultimate combination of speed and luxury. The outline of the towables are optimized in its aerodynamics, streamlined lines and ultimate outcomes for maximum speeds. Whereas the look and feel of the tubes are made of high quality materials. It is a collection that lives up to the utmost performance in a product of a comfortable feeling while being able to test your gear to its limits. On top of that, these innovations are complemented in the printing and artwork of the product to elevate its aerodynamics. Strengthened by a strong color pallet and fresh patterns united in the whole Jobe collection.

NYLON COVER

Deniers vary from 420D for
a 1/2 person tube, 840D for a
2/3 person tube and 1680D for
commercial used products.

NEOPRENE DECK PADS

for a comfortable ride
glued and stitched to the cover



EXTRA SAFETY

Jobe towable tubes have extra durability and are extra safe because they consist of multiple air chambers. The combination with the Boston valve, which ensures air can only enter but not escape through the valve, makes Jobe towables a watersporter's favorite.

KEY FEATURES

- **BIGGER SIZES** For stability on the water
- **BOSTON VALVE** Designed to resist high pressure
- **DOUBLE-STITCHED NYLON** for extra durability.
- **COMFORTABLE HANDLES** with neoprene knuckle guards.
- **QUICK ROPE CONNECTOR.**
- **NEOPRENE DECK PADS** for comfort and prevention of damage on the skin.
- **3 YEAR WARRANTY** after registration within 14 days after purchase on www.jobesports.com/happycustomers

FIND THE PERFECT TOWABLE FOR ALL YOUR WATERSPORTS NEEDS

Jobe offers the biggest towable range in the market and we've got something for everyone, from thrillseekers to those who want to chill. Check out our overview and find the perfect towable which fits your needs

*** 3 year Warranty

after registration at
JOBESPORTS.COM/
HAPPYCUSTOMERS

	1 PERSON	DONUTS						DECKS					SPECIAL SHAPES		
	<div><div>TRAINERS</div><div></div><div>SHARK TRAINER 1P (P39)</div></div>	<div><div>RUMBLE 1P (P11)</div><div></div></div>	<div><div>RIDGE 1P (P13)</div><div></div></div>	<div><div>HOTSEAT 1P (P11)</div><div></div></div>	<div><div>SWATH 1P (P15)</div><div></div></div>	<div><div>CRUSHER 1P (P11)</div><div></div></div>		<div><div>DROPLET 1P (P21)</div><div></div></div>	<div><div>REVOLVE 1P (P27)</div><div></div></div>	<div><div>PEAK 1P (P30)</div><div></div></div>	<div><div>HYDRA 1P (P35)</div><div></div></div>	<div><div>SUNRAY 1P (P35)</div><div></div></div>			
2 PERSONS	<div><div>WATERSLEDS</div><div></div><div>CHASER 2P (P37)</div></div>	<div><div>DOUBLE TROUBLE 2P (P17)</div><div></div></div>	<div><div>RIDGE 2P (P13)</div><div></div></div>	<div><div>SOFAS</div><div></div><div>SWATH 2P (P15) PROTON 2P (P17) BINAR 2P (P19)</div></div>				<div><div>DROPLET 2P (P21)</div><div></div></div>	<div><div>SCOUT 2P (P23)</div><div></div></div>	<div><div>AIRSTREAM 2P (P25)</div><div></div></div>	<div><div>REVOLVE 2P (P27)</div><div></div></div>	<div><div>KICKFLIP 2P (P35)</div><div></div></div>	<div><div>TRIBAL 2P (P33)</div><div></div></div>		
3 PERSONS	<div><div>CHASER 3P (P37)</div><div></div></div>	<div><div>RIDGE 3P (P13)</div><div></div></div>				<div><div>PROTON 3P (P17)</div><div></div></div>	<div><div>LUNAR 3P (P19)</div><div></div></div>		<div><div>DROPLET 3P (P21)</div><div></div></div>	<div><div>SCOUT 3P (P23)</div><div></div></div>	<div><div>AIRSTREAM 3P (P25)</div><div></div></div>	<div><div>REVOLVE 3P (P27)</div><div></div></div>	<div><div>RODEO 3P (P28)</div><div></div></div>	<div><div>SEA-ESTA 3P (P29)</div><div></div></div>	<div><div>TRIBAL 3P (P33)</div><div></div></div>
4 PERSONS	<div><div>CHASER 4P (P37)</div><div></div></div>				<div><div>SWATH 4P (P15)</div><div></div></div>	<div><div>SONAR 4P (P19)</div><div></div></div>	<div><div>AIRSTREAM 4P (P25)</div><div></div></div>								
5+ PERSONS	<div><div>WATERSLEDS (P39)</div><div>3P / 5P / 6P / 8P</div><div></div></div>														



RUMBLE TOWABLE 1P

Green	230120004
Hot Pink	230120003
Package Green	238820001

DEFLATED SIZE

Ø 54" • 137 cm

FEATURES

3 year warranty after registration • One way Boston valve • Multi position towable • Max 1 person • Quick connector for easy towing • 4 Handles with neoprene knuckle guards • Safety chamber • Partially covered • 1 water drain • 420 Denier nylon Cover • 24 Gauge PVC • Dimensions when inflated: Ø 46" x 17.3" | Ø 117 x 44 cm • Dimensions when deflated: 54" | 137 cm

RUMBLE PACKAGE CONTAINS

Green Rumble towable • Air pump 12V • 1 person tow rope • Ski flag orange • Quick release with wrist seal



CRUSHER TOWABLE 1P

Item	230120007
------	-----------

DEFLATED SIZE

Ø 56" • 142 cm

FEATURES

3 year warranty after registration • Max 1 person • One way Boston valve • Quick connector for easy towing • 4 Handles with neoprene knuckle guards • Comfortable cushion • Safety chamber • Double stitched nylon • 420 Denier nylon Cover • 24 Gauge PVC • Dimensions when inflated: Ø 46" x 17.3" | Ø 117 x 44 cm • Dimensions when deflated: 56" | 142cm



HOTSEAT TOWABLE 1P

Item	230120008
------	-----------

DEFLATED SIZE

Ø 55" • 140 cm

FEATURES

3 year warranty after registration • Max 1 person • One way Boston valve • Quick connector for easy towing • 4 Handles with neoprene knuckle guards • Safety chamber • Double stitched nylon • 840 Denier nylon cover • 26 gauge PVC • Dimensions when inflated: Ø 50" x 20.4", Ø 128 x 52 cm • Dimensions when deflated: 55" | 140 cm

... **3 year**
Warranty

after registration at
JOBESPORTS.COM/
HAPPYCUSTOMERS



... **3 year**
Warranty
after registration at
JOBESPORTS.COM/HAPPYCUSTOMERS

NEW SHAPE



RIDGE TOWABLE 1P

Item 230122002
Package 238822003

DEFLATED SIZE

47.3" x 47.3" • 120 x 120 cm

FEATURES

2 handles with neoprene knuckle guards • Max 1 person • Quick connector for easy towing • Water drains • 420 Denier nylon Cover • 24 Gauge PVC • Dimensions when inflated: 45.3" x 45.7" x 15" | 115 x 116 x 38 cm • Dimensions when deflated: 47.3" x 47.3" | 120 x 120 cm • 3 year warranty after registration



PACKAGE CONTAINS

Ridge Towable 1p • Air pump 12V • 1 person tow rope • Ski flag orange • Quick release with wrist seal

NEW SHAPE



RIDGE TOWABLE 2P

Item 230222003



Extra easy boarding platform

DEFLATED SIZE

71" x 63" • 180 x 160 cm

FEATURES

840 Denier nylon cover • 0,65 mm | 26 Gauge PVC • Max 2 person towable • Boston Valve • Quick rope connector • 4 Handles with neoprene knuckle guards • 2 webbing handles • easy boarding platform • Double-stitched nylon • Deflated size: 71" x 63" | 180 x 160 cm • Inflated size: 69" x 62" x 17" | 175 x 157 x 43 cm • 3 year warranty after registration

NEW SHAPE



RIDGE TOWABLE 3P

Item 230322003



Extra easy boarding platform

DEFLATED SIZE

86" x 71" • 180 x 220 cm

FEATURES

840 Denier nylon cover • 0,7 mm | 28 Gauge PVC • Max 3 persons towable • Boston Valve • Quick rope connector • 6 Handles with neoprene knuckle guards • 2 webbing handles • Neoprene deck pads • easy boarding platform • Double-stitched nylon • Deflated size: 86" x 71" | 180 x 220 • Inflated size: 85.5" x 68" x 17" | 172 x 217 x 43 cm • 3 year warranty after registration



... **3 year**
Warranty
after registration at
[JOBESPORTS.COM/](https://www.jobesports.com/)
HAPPYCUSTOMERS



SWATH TOWABLE 1P

Item 230121002

DEFLATED SIZE

50" x 51" • 127 x 130 cm

FEATURES

- 3 year warranty after registration • Max 1 person • One way Boston valve • Quick connector for easy towing • 4 Handles with neoprene knuckle guards • Partially covered • Double stitched nylon • 420 Denier nylon Cover • 20 Gauge PVC • Dimensions when inflated: 45.2" x 43.3" x 16.9" | 115 x 110 x 43 cm • Dimensions when deflated: 50" x 51" | 127 x 130 cm



SWATH TOWABLE 2P

Item 230221002

DEFLATED SIZE

33" x 59" • 84 x 150 cm

FEATURES

- 3 year warranty after registration • Max 2 persons • One way Boston valve • Quick connector for easy towing • 4 Handles with neoprene knuckle guards • Multi position towable • Double stitched nylon • 840 Denier nylon cover • 26 gauge PVC • Dimensions when inflated: 84" x 57" x 23" | 215 x 145 x 60 cm • Dimensions when deflated: 82" x 59" | 210 x 150 cm • Deck height: 10" | 26 cm



SWATH TOWABLE 4P

Item 230421002

DEFLATED SIZE

91.3" x 76.8" • 232 x 195 cm

FEATURES

- 3 year warranty after registration • Max 4 persons • One way Boston valve • Quick connector for easy towing • 8 Handles with neoprene knuckle guards • Multi position towable • Double stitched nylon • 840 Denier nylon cover • 28 gauge PVC • Dimensions when inflated: 91.3" x 73.2" x 25.2" | 235 x 186 x 64 cm • Dimensions when deflated: 91.3" x 76.8" | 232 x 195 cm • Deck height: 11.8" | 30 cm



... **3 year**
Warranty
after registration at
[JOBESPORTS.COM/](https://www.jobesports.com/)
HAPPYCUSTOMERS



DOUBLE TROUBLE TOWABLE 2P

Item 230220006

DEFLATED SIZE

57" x 75" • 145 x 190 cm

FEATURES

840 Denier nylon cover • 0,6mm / 24 Gauge PVC • Max 2 persons towable
• One way Boston valve • Quick rope connector for easy towing • 4 Handles with neoprene knuckle guards • Double-stitched nylon • Deflated size: 57" x 75" | 145 x 190cm • Inflated size: 51.9" x 70.8" x 16.9" | 132 x 180 x 43 cm • 3 year warranty after registration



PROTON TOWABLE 2P

Item 230220010

DEFLATED SIZE

72" x 77" • 183 x 195,5 cm

FEATURES

3 year warranty after registration • Max 2 persons • One way Boston valve • Quick connector for easy towing • 4 Handles with neoprene knuckle guards • Double stitched nylon • 840 Denier nylon cover • 24 Gauge PVC • Dimensions when inflated: 66.9" x 70.8" x 29.5" | 170 x 180 x 75 cm • Dimensions when deflated: 72" x 77" | 183 x 195,5 cm • Deck height: 15.7" | 40 cm



PROTON TOWABLE 3P

Item 230320011

DEFLATED SIZE

77" x 90" • 195,5 x 228,6 cm

FEATURES

3 year warranty after registration • Max 3 persons • One way Boston valve • Quick connector for easy towing • 6 Handles with neoprene knuckle guards • Double stitched nylon • 840 Denier nylon cover • 24 Gauge PVC • Dimensions when inflated: 86.6" x 70.8" x 29.5" | 220 x 180 x 75 cm • Dimensions when deflated: 77" x 90" | 195,5 x 228,6 cm • Deck height: 15.7" | 40 cm



*** 3 year
Warranty

after registration at
JOBESPORTS.COM/
HAPPYCUSTOMERS



BINAR TOWABLE 2P

Item 230220008

DEFLATED SIZE

81" x 78" • 206 x 198 cm

FEATURES

3 year warranty after registration • Max 2 persons • One way Boston valve • Quick connector for easy towing • 7 Handles with neoprene knuckle guards • 2 neoprene handles • Multi position towable • 840 Denier nylon cover • 28 gauge PVC • Dimensions when deflated: 81" x 78" | 206 x 198 cm • Dimensions when inflated: 78,7" x 71.6" x 29.5" | 200 x 182 x 75 cm • Deck height: 13.7" | 35 cm



LUNAR TOWABLE 3P

Item 230320008

DEFLATED SIZE

102" x 76,8" • 260 x 195 cm

FEATURES

3 year warranty after registration • Max 3 persons • One way Boston valve • Quick connector for easy towing • Multi position towable • Double stitched nylon • 10 Handles with neoprene knuckle guards • 2 neoprene handles • 840 Denier nylon cover • 28 gauge PVC • Dimensions when inflated: 96.8" x 74.8" x 29.5" | 246 x 190 x 75 cm • Dimensions when deflated: 102" x 76.8" | 260 x 195 cm • Deck height: 11.8" | 30 cm



SONAR TOWABLE 4P

Item 230420001

DEFLATED SIZE

124" x 78" • 315 x 198 cm

FEATURES

3 year warranty after registration • Max 4 persons • One way Boston valve • Quick connector for easy towing • 2 neoprene handles • Multi position towable • Double stitched nylon • 13 Handles with neoprene knuckle guards • 840 Denier nylon cover • 30 Gauge PVC • Dimensions when inflated: 117.3" x 74.8" x 29.5" | 298 x 190 x 75 cm • Dimensions when deflated: 124" x 78" | 315 x 198 cm • Deck height: 11.8" | 30cm



... **3 year**
Warranty
after registration at
JOBESPORTS.COM/
HAPPYCUSTOMERS



DROPLET TOWABLE 1P

Item 230122001
Package 238822001

DEFLATED SIZE

Ø 55" • 140 cm

FEATURES

3 year warranty after registration • Max 1 person or 2 small kids • One way Boston valve • Quick connector for easy towing • 4 Handles with neoprene knuckle guards • Double stitched nylon • 420 Denier nylon Cover • 24 Gauge PVC • Dimensions when inflated: Ø 52.7" x 14.5" | Ø 134 x 37 cm • Dimensions when deflated: 55" | 140 cm

PACKAGE CONTAINS

Droplet 1p • Air pump 12V • Tow rope



DROPLET TOWABLE 2P

Item 230222002
Package 238822002

DEFLATED SIZE

Ø 70" • 178 cm

FEATURES

3 year warranty after registration • Max 2 persons • One way Boston valve • Quick connector for easy towing • 6 Handles with neoprene knuckle guards • Double stitched nylon • 420 Denier nylon Cover • 24 Gauge PVC • Dimensions when inflated: Ø 66.9" x 12.9" | Ø 170 x 33 cm • Dimensions when deflated: Ø 70" | 178 cm

PACKAGE CONTAINS

Droplet 2p • Air pump 12V • Tow rope



DROPLET TOWABLE 3P

Item 230322002

DEFLATED SIZE

Ø 76.8" • 195 cm

FEATURES

3 year warranty after registration • Max 3 persons • One way Boston valve • Quick connector for easy towing • 6 Handles with neoprene knuckle guards • Double stitched nylon • 840 Denier nylon cover • 28 gauge PVC • Dimensions when inflated: Ø 72.4" x 12.5" | Ø 184 x 32 cm • Dimensions when deflated: Ø 76.8" | 195 cm



... **3 year**
Warranty
after registration at
[JOBESPORTS.COM/
HAPPYCUSTOMERS](https://www.jobesports.com/happycustomers)



SCOUT TOWABLE 2P

Item 230220005

DEFLATED SIZE

72" x 74" • 183 x 188 cm

FEATURES

3 year warranty after registration • Max 2 persons • One way Boston valve
• Quick connector for easy towing • 4 Handles with neoprene knuckle
guards • Double stitched nylon • 420 Denier nylon Cover • 24 Gauge
PVC • Dimensions when inflated: 47.3" x 65.7" x 19.7" | 120 x 167 x 50 cm •
Dimensions when deflated: 72" x 74" | 183 x 188 cm • Deck height: 10.6" | 27 cm



SCOUT TOWABLE 3P

Item 230320005

DEFLATED SIZE

76" x 87" • 193 x 221 cm

FEATURES

3 year warranty after registration • Max 3 persons • One way Boston valve •
Quick connector for easy towing • 6 Handles with neoprene knuckle guards •
Double stitched nylon • 420 Denier nylon Cover • 24 Gauge PVC • Dimensions when
inflated: 84.6" x 70" x 19.7" | 215 x 178 x 50 cm • Dimensions when
deflated: 76" x 87" | 193 x 221 cm • Deck height: 12.5 | 32 cm



... **3 year**
Warranty
after registration at
JOBESPORTS.COM/
HAPPYCUSTOMERS

NEW SHAPE



AIRSTREAM TOWABLE 2P

Item 230222004

DEFLATED SIZE

64.6" x 57" • 164 x 145 cm

FEATURES

420 Denier nylon cover • 0,6 mm | 24 Gauge PVC • Max 2 person towable • One way Boston valve • Quick connector for easy towing • 4 Handles with neoprene knuckle guards • 2 webbing handles • Neoprene deck pads • Double-stitched nylon • Deflated: 64.6" x 57" | 164 x 145 cm • Inflated: 64.6" x 57" x 20" | 160 x 154 x 51 cm • Deck height 13.4" | 34 cm • 3 year warranty after registration

NEW SHAPE



AIRSTREAM TOWABLE 3P

Item 230322004

DEFLATED SIZE

82" x 69.7" • 208 x 177 cm

FEATURES

840 Denier nylon cover • 0,7 mm | 28 Gauge PVC • Max 3 persons towable • One way Boston valve • Quick connector for easy towing • 6 Handles with neoprene knuckle guards • 2 webbing handles • Neoprene deck pads • Double-stitched nylon • Deflated: 82" x 69.7" | 208 x 177 cm • Inflated: 82" x 69.7" x 19.7" | 205 x 180 x 50 cm • Deck height: 13.4" | 34 cm • 3 year warranty after registration

NEW SHAPE



AIRSTREAM TOWABLE 4P

Item 230422001

DEFLATED SIZE

90.6" x 70.9" • 230 x 180 cm

FEATURES

840 Denier nylon cover • 0,7 mm | 28 Gauge PVC • Max 4 persons towable • One way Boston valve • Quick connector for easy towing • 8 Handles with neoprene knuckle guards • 2 webbing handles • Neoprene deck pads • Double-stitched nylon • Deflated: 90.6" x 70.9" | 230 x 180 cm • Inflated: 90.6" x 71" x 20.9" | 230 x 185 x 53 cm • Deck height: 13.4" | 34 cm • 3 year warranty after registration



... **3 year**
Warranty
after registration at
[JOBESPORTS.COM/
HAPPYCUSTOMERS](https://www.jobesports.com/happycustomers)



REVOLVE TOWABLE 1P

Item 230120001

DEFLATED SIZE

59" x 73" • 150 x 186 cm

FEATURES

3 year warranty after registration • Max 1 person • Quick connector for easy towing • One way Boston valve • 2 handles with neoprene knuckle guards • Double stitched nylon • 420 Denier nylon Cover • 24 Gauge PVC • Dimensions when inflated: 55.9" x 68.9" x 20.5" | 142 x 175 x 52 cm • Dimensions when deflated: 59" x 73" | 150 x 186 cm • Deck height: 13.7 | 35 cm



REVOLVE TOWABLE 2P

Item 230220001

DEFLATED SIZE

82.7" x 73" • 210 x 186 cm

FEATURES

3 year warranty after registration • Max 2 persons • One way Boston valve • Quick connector for easy towing • 4 Handles with neoprene knuckle guards • Double stitched nylon • 420 Denier nylon Cover • 24 Gauge PVC • Deck height: 13.7 | 35 cm • Dimensions when inflated: 77.1" x 68.9" x 19.3" | 196 x 175 x 49 cm • Dimensions when deflated: 82.7" x 73" | 210 x 186 cm



REVOLVE TOWABLE 3P

Item 230320001

DEFLATED SIZE

98.4" x 73" • 250 x 186 cm

FEATURES

3 year warranty after registration • Max 3 persons • One way Boston valve • Quick connector for easy towing • 6 Handles with neoprene knuckle guards • Double stitched nylon • 840 Denier nylon cover • 28 gauge PVC • Dimensions when inflated: 96" x 69.6" x 19.3" | 244 x 177 x 49 cm • Dimensions when deflated: 98.4" x 73" | 250 x 186 cm • Deck height: 14.5 | 37 cm

*** 3 year
Warranty
after registration at
JOBESPORTS.COM/
HAPPYCUSTOMERS



RODEO TOWABLE 3P

Item 230321001

DEFLATED SIZE

108" x 65" • 275 x 167 cm

FEATURES

3 year warranty after registration • Max 3 persons • One way Boston valve
• 8 Handles with neoprene knuckle guards • Multi position towable • Quick connector for easy towing • Double stitched nylon • 840 Denier nylon cover
• 28 gauge PVC • Dimensions when inflated: 104" x 68" x 23" | 265 x 173 x 60 cm • Dimensions when deflated: 108" x 65" | 275 x 167 cm • Deck height: 13.8" | 35 cm



*** 3 year
Warranty
after registration at
JOBESPORTS.COM/
HAPPYCUSTOMERS



SEA-ESTA TOWABLE 3P

Item 230320010

DEFLATED SIZE

110" x 98.5" • 285 x 250 cm

FEATURES

3 year warranty after registration • Max 3 persons • One way Boston valve • 12 handles with neoprene knuckle guards • Multi position towable • Multifunctional towable • Foldable sunroof • 4 Cup holders • Inflatable backrest • Double stitched nylon • 840 Denier nylon cover • 28 gauge PVC
• Dimensions when inflated: 98.4" x 106.3" x 29.5" | 250 x 270 x 75 cm • Dimensions when deflated: 110" x 98.5" | 285 x 250 cm



... 3 year
Warranty
after registration at
JOBESPORTS.COM/
HAPPYCUSTOMERS



NEW SHAPE

PEAK TOWABLE 1P

Item 230121001

DEFLATED SIZE

53" x 47" • 135 x 120 cm

FEATURES

3 year warranty after registration • 2 handles with neoprene knuckle guards • Double stitched nylon • Max 1 person • One way Boston valve • Quick connector for easy towing • Soft EVA top layer for a smooth ride • 420 Denier nylon Cover • 24 Gauge PVC • Deflated size: 53" x 47" | 135 x 120cm • Dimensions when inflated: 47" x 51" | 130 x 120 cm • Deck height: 11.8" | 30 cm



Specially designed for the Axopar x Jobe Revolve boat. Perfectly fits inside the bow area underneath the foredeck seating: easy for storage.





*** 3 year
Warranty
after registration at
JOBESPORTS.COM/
HAPPYCUSTOMERS



TRIBAL TOWABLE 2P

Item 230222001

DEFLATED SIZE

66" x 55" • 168 x 140 cm

FEATURES

3 year warranty after registration • Max 2 Persons • One way Boston valve • Quick connector for easy towing • 4 Handles with neoprene knuckle guards • Easy to enter air floor • Double stitched nylon • 840 Denier nylon cover • 28 gauge PVC • Dimensions when inflated: 57" x 51.1" x 17.7" | 145 x 130 x 45 cm • Dimensions when deflated: 66" x 55" | 168 x 140 cm



TRIBAL TOWABLE 3P

Item 230322001

DEFLATED SIZE

59" x 78.7" • 150 x 200 cm

FEATURES

3 year warranty after registration • Max 3 persons • One way Boston valve • Quick connector for easy towing • 6 Handles with neoprene knuckle guards • Easy to enter air floor • Double stitched nylon • 840 Denier nylon cover • 28 gauge PVC • Dimensions when inflated: 70.8" x 51.1" x 19.3" | 180 x 130 x 49 cm • Dimensions when deflated: 59" x 78.7" | 150 x 200 cm



*** 3 year
Warranty
after registration at
JOBESPORTS.COM/
HAPPYCUSTOMERS



HYDRA TOWABLE 1P

Item 230120009
Package 238820003

DEFLATED SIZE

55" x 53" • 140 x 135 cm

FEATURES

3 year warranty after registration • 2 handles with neoprene knuckle guards • Max 1 person • One way Boston valve • Quick connector for easy towing • 420 Denier nylon Cover • 24 Gauge PVC • Dimensions when inflated: 49.2" x 55.1" x 16.5" | 125 x 140 x 42 cm • Dimensions when deflated: 55" x 53" | 140 x 135 cm



PACKAGE CONTAINS

Hydra towable • Air pump 12V • Tow rope



SUNRAY TOWABLE 1P

Item 230120010

DEFLATED SIZE

43" x 60" • 111 x 153 cm

FEATURES

3 year warranty after registration • Max 1 person • One way Boston valve • Quick connector for easy towing • 4 Handles with neoprene knuckle guards • Multi position towable • Double stitched nylon • 420 Denier nylon Cover • 24 Gauge PVC • Dimensions when inflated: 59" x 43.3" x 24" | 150 x 110 x 61 cm • Dimensions when deflated: 43" x 60" | 111 x 153 cm



KICK FLIP TOWABLE 2P

Item 230220004

DEFLATED SIZE

63" x 51" • 160 x 130 cm

FEATURES

3 year warranty after registration • Max 2 persons • One way Boston valve • Quick connector for easy towing • 8 Handles with neoprene knuckle guards • Multi position towable • Double stitched nylon • 840 Denier nylon cover • 28 gauge PVC • Dimensions when inflated: 62.2" x 49.2" x 27.7" | 158 x 125 x 71 cm • Dimensions when deflated: 63" x 51" | 160 x 130 cm



CHASER TOWABLE

*** 3 year
Warranty
after registration at
JOBESPORTS.COM/
HAPPYCUSTOMERS



ITEM

2P	230220002
3P	230320002
4P	230420002

DEFLATED SIZE

2P	100" 254 cm
3P	119" 302 cm
4P	132" 337 cm

INFLATED SIZE

2P	60.6" x 47.3" x 24.8" 154 x 120 x 63 cm
3P	117.7" x 47.3" x 24.8" 299 x 120 x 63 cm
4P	131.4" x 47.3" x 24.8" 334 x 120 x 63 cm

FEATURES

3 year warranty after registration
• One way Boston valve • Quick connector for easy towing • Double stitched nylon • 840 Denier nylon cover • 28 gauge PVC



*** 3 year
Warranty
after registration at
JOBESPORTS.COM/
HAPPYCUSTOMERS



SHARK TRAINER TOWABLE 1P

Item 230120002

DEFLATED SIZE


55" x 41" • 140 x 105 cm

FEATURES

3 year warranty after registration • Max 1 person • One way Boston valve • Quick connector for easy towing • Detachable handle • Multi position towable • Easy boarding • Double stitched nylon • 420 Denier nylon Cover • 24 Gauge PVC • Max rider weight 27 kg | 59.5 lbs • Dimensions when inflated: 52.3" x 35" x 18.5" | 133 x 89 x 47 cm • Dimensions when deflated: 55" x 41" | 140 x 105 cm



WATERSLED TOWABLE



ITEM

3P 320312001
5P 320512001
6P 320612001
8P 320812001

DEFLATED SIZE

3P 100" | 254 cm
5P 201" | 510 cm
6P 220.5" | 560 cm
8P 248" | 630 cm

FEATURES

3 year warranty after registration • Thermo bonded seams • Halkey Roberts Valve • Thickest PVC in the industry (0,95 mm) • Repair kit and pump included



2



4



6



TOW ROPES

1. 2P (for 1-2 persons)	211922001	Floating mainline • Length: 50 ft. 15,2 m • Break strength: 2375 lbs 1077 kg
2. 4P (for 3-4 persons)	211922002	Floating mainline • Length: 55 ft. 16,8 m • Break strength: 4150 lbs 1882 kg
3. 6P (for 5-6 persons)	211920003	Floating mainline • Length: 55 ft. 16,8 m • Break strength: 6100 lbs 2767 kg
4. 10P (for 7-10 persons)	211920004	Mainline • Length: 63 ft. 19,2 m • Break strength: 6100 lbs 2767 kg
5. Bungee rope	211920006	Reduces stress on the tow point • Length: 49 ft. 14,9 m • Break strength: 3235 lbs 1467 kg
6. Bungee extension	211920005	Reduces stress on the tow point • Length: 3 ft. 9,1 m • Break strength: 4100 lbs 1860 kg



1



2



3



4



5

BRIDLES

1. Rope bridle stainless hooks 1p	210017029	Keeps rope from propellor • Length 12 ft 3,65 m • Break strength 1170 lbs 530 kg
2. Cable bride stainless hooks 1p	210017030	Keeps rope from propellor • Length 8 ft 2,43 m • Break strength 1170 lbs 530 kg
3. Bridle without pulley 2p	210017031	Keeps rope from propellor • Length 8 ft 2,43 m • Break strength 2375 lbs 1077 kg
4. Bridle with pulley 2p	210017032	Keeps rope from propellor • Length 12 ft 3,65 m • Break strength 2375 lbs 1077 kg
5. Magnum bridle 4p	410102005	Keeps rope from propellor • Length: 8 ft 2,4 m • Break strength 4150 lbs 1882 kg

BUCKLE CONNECTOR

Item 230812001



FEATURES

Fits towables without a buckle • 3 ft Universal connector

WEBBING BUNGEE DOCK TIE

Item 210017035



FEATURES

6 ft | 213 cm mainline • Stainless steel hooks • 2 floats • To attach your board to the dock

FOOT PUMP

Item 410017101



FEATURES

Halkey Roberts Valve • Capacity 2000 cm³ • 4 different nozzles to fit most valves

HAND PUMP DOUBLE ACTION

Item 410017102



FEATURES

Pressure: up to 1 bar (14,5 psi) • Capacity 2 x 2000 cm³ • 4 different nozzles to fit most valves

TURBO PUMP 12V

Item 410017201



FEATURES

12v pump • 4 different nozzles to fit most valves • Crush resistant hose • 29 Ampere required • Pressure: up to 0,16 bar (2,3 psi) • Airflow 23,5 ft3/min • Dimensions: 6.3" x 4.9" x 4.9" | 16 x 12,5 x 12,5 cm

AIR PUMP 12V

Item 410019003



FEATURES

3 different nozzles • 12v pump • Cigarette plug • Dimensions: 4.7" x 4.5" x 4.9" | 12 x 11,5 x 12,5 cm

AIR PUMP 230V

Item 410019001



FEATURES

230v pump • 3 different nozzles • 0,65 Ampere required • Pressure: up to 0,05 bar (0,74 psi) • Airflow 27,5 ft3/min • Dimensions: 4.7" x 4.5" x 4.9" | 12 x 11,5 x 12,5 cm

AIR PUMP WITH UK PLUG 230V

Item 410019002



FEATURES

3 different nozzles • 230v pump • UK plug • Dimensions: 4.7" x 4.5" x 4.9" | 12 x 11,5 x 12,5 cm

TUBE BAG 1-2 PERSONS

Item 220816001



TUBE BAG 3-5 PERSONS

Item 220816002



COMPRESSOR ADAPTOR

Item 410200023



BOSTON VALVE

Item 410800024



HEAVY DUTY PUMP 230V

Item 410017301



FEATURES

Suitable for 1-2 person towables • Easy and clean storage

FEATURES

Suitable for 3-5 person towables • Easy and clean storage

FEATURES

Fits all Jobe Boston valves • Car tyre valve to inflate with a compressor

FEATURES

A universal Boston valve for all Jobe towables • Fits most towables on the market

FEATURES

Dimensions: 21,5 x 18 x 16 cm • Strong 230V pump • Includes a Halkey Roberts nozzle • Ampere: 3,87 A • Up To 2,7 psi / 0,19 Bar

QUICK RELEASE WITH WRIST SEAL

Item 210017033



FEATURES

Stainless steel release system • Comfortable wrist seal

MULTI PURPOSE REPAIR KIT

Item 420005001



FEATURES

Multi purpose repair kit • For towables, inflatable paddle boards and wetsuit • For PVC, Nylon, Rubber, Neoprene, PU

MULTI RIDER REPAIR KIT

Item 320005002



FEATURES

Repairs all multi-riders and watersleds • Including 1 tube of glue • valve tool and 4X PVC patch (2 x Watersled / 2 x Multi Rider)

TOWABLE REPAIR KIT

Item 410010001



FEATURES

Towable quick repair kit

INFINITY

EXTEND YOUR BOAT.

INFINITY SERIES

42

MATCHING WATERSPORTS PRODUCTS

53

INFINITY COLLECTION

Meet the Jobe Infinity series. Find everything you need in this collection to start watersports from your boat. Create extra space behind your boat, protect your boat against impact and get on the water with this luxurious new collection.

See you on the water!

INFINITY ISLAND

Extend your boat and create the perfect playground. Perfect to sunbath, do yoga, or to dock your jet ski or stand up paddle board.

MATCHING WATERSPORTS PRODUCTS

E-DUNA SUP 11.6

Go beyond your limits and explore the world with the newest Electric SUP

MODULAR

Our infinity island is modular, so you can extend your boat until infinity.

INFINITY TRANSOM BUMPER

Prevents the 'infinity island' from getting stuck under the platform of your boat.

INFINITY POOL

Keeps the jellyfish away. Your own private swimming pool.


EXTEND YOUR BOAT UNTIL INFINITY ON
[JOBESPORTS.COM/INFINITY](https://www.jobesports.com/infinity)

CREATE YOUR OWN POOL

Create your own private swimming area with this 4x4m pool. The 2m deep, mesh net will keep the jellyfish away and will keep children close to you. Go ahead, go for a swim!

INFINITY POOL PACKAGE

Item 281020001



Pool/Island: Comfortable and durable EVA deck




Pool: Net 2m deep, Mesh 4x4 mm
Keeps jellyfish away



Pool/Island: D-rings to connect platforms



Pool/Island: Durable swimming ladder



Pool/Island: Heat bonded technology: makes it lightweight and ultra stiff

INFLATED SIZE

13' x 13' x 6" / 400 x 400 x 15 cm

FEATURES

Infinity Pool: 12 big single D-rings and 4 velcro straps to connect the platforms to each other • 16 carrying handles • 2 Halkey Roberts valves • 4 balast bags with easy drainage system • 4 small double D-rings to connect the bumper • 4 weights (3,6 kg | 7.9 lbs) in the corners of the net to position the net • 5 mm thick, non slip, comfortable and durable EVA deck • Netting dept: 6.5' | 2 m • Pressure: up to 20 psi (Recommended: 6 psi) • Weight capacity: 700 kg | 1543 lbs • Weight: 39 kg | 86 lbs • Dimensions when inflated: 13' x 13' x 6" | 400 x 400 x 15 cm • Dimensions when folded: 48.4" x 21.6" x 19.3" | 123 x 55 x 49 cm • Volume: 1300 l • Package contains: Inflatable Infinity Pool, stainless steel swimming ladder, PVC storage bag, pump on battery • 3 year warranty after registration

Infinity Pump 12v: Pump on battery (up to 11.2 psi) • Halkey roberts nozzle • Charging time 8 hours • Fits the Infinity pool, Island, island small, island small + pool, transom bumper and defenders • Carrying bag • Pump can be charged on 12v and 220 volt • Length: 30 cm | 11.7" • Width: 20 cm | 7.8" • Height: 18 cm | 7"

INCLUDING

- Stainless steel swimming ladder
- Infinity Pump 12v
- PVC storage bag



INFLATABLE PLATFORM

Extend your boat until infinity with the infinity island. This inflatable platform is a modular product and is multi purpose: enjoy the sun, do yoga, or dock your jet ski or stand up paddle board.

INFINITY ISLAND PACKAGE

Item 281020003




Pool/Island: Comfortable and durable EVA deck



Pool/Island: D-rings to connect platforms



Pool/Island: Durable swimming ladder



Pool/Island: Heat bonded technology: makes it lightweight and ultra stiff

INFLATED SIZE

13' x 6.5' x 6" / 400 x 200 x 15 cm

FEATURES

Infinity Island: 10 big single D-rings and 4 velcro straps to connect the platforms to each other • 12 carrying handles • 2 Halkey Roberts valves • 4 balast bags with easy drainage system • 4 small double D-rings to connect the bumper • 5 mm thick, non slip, comfortable and durable EVA deck • Pressure: up to 20 psi (Recommended: 6 psi) • Weight capacity: 700 kg | 1543 lbs • Weight: 42 kg | 93 lbs • Dimensions when inflated: 13' x 6.5' x 6" | 400 x 200 x 15 cm • Dimensions when folded: 48.4' x 23.6" x 17.7" | 123 x 60 x 45 cm • Volume: 1200 l • Package contains: Infinity island, stainless steel swimming ladder, PVC storage bag, pump on battery • 3 year warranty after registration

Infinity Pump 12v: Pump on battery (up to 11.2 psi) • Halkey roberts nozzle • Charging time 8 hours • Fits the Infinity pool, Island, island small, island small + pool, transom bumper and defenders • Carrying bag • Pump can be charged on 12v and 220 volt • Length: 30 cm | 11.7" • Width: 20 cm | 7.8" • Height: 18 cm | 7"

INCLUDING

- Stainless steel swimming ladder
- Infinity Pump 12v
- PVC storage bag



INFINITY ISLAND SMALL PACKAGE

Item 289922001

NEW ITEM




Pool/Island: Comfortable and durable EVA deck



Pool/Island: D-rings to connect platforms



Pool/Island: Durable swimming ladder



Pool/Island: Heat bonded technology: makes it lightweight and ultra stiff

INFLATED SIZE

8.3' x 14.11' x 6" • 250 x 150 x 15 cm

FEATURES

Infinity Island Small: 3 year warranty after registration • Heat bonded technology: more layer quality and safety • 8 big single D-rings and 4 velcro straps to connect the platforms to each other • 10 carrying handles • 1 Halkey Roberts valve • 4 balast bags with easy drainage system • 5 mm thick, non slip, comfortable and durable EVA deck • Pressure: up to 20 psi (Recommended: 6 psi) Weight capacity: 200 kg / 440 lbs • Weight: 26 kg | 57 lbs • Dimensions when inflated: 8.3' x 14.11' x 6" | 250 x 150 x 15 cm • Dimensions when folded: 65" x 16" x 9" | 164 x 40 x 22 cm • Volume: 600 l • Package contains: Inflatable Infinity Island small, stainless steel swimming ladder, pump on battery, PVC storage bag

Infinity Pump 12v: Pump on battery (up to 11.2 psi) • Halkey roberts nozzle • Charging time 8 hours • Fits the Infinity pool, Island, island small, island small + pool, transom bumper and defenders • Carrying bag • Pump can be charged on 12v and 220 volt • Length: 30 cm | 11.7" • Width: 20 cm | 7.8" • Height: 18 cm | 7"

INCLUDING

- Stainless steel swimming ladder
- Infinity Pump 12v
- PVC storage bag



... 3 year
Warranty

after registration at
JOBESPORTS.COM/
HAPPYCUSTOMERS

INFINITY ISLAND SMALL + POOL

Item 289922002

NEW ITEM



Pool/Island: Comfortable and durable EVA deck



Pool: Net 2m deep, Mesh 4x4 mm
Keeps jellyfish away



Pool/Island: D-rings to connect platforms



Pool/Island: Durable swimming ladder



Pool/Island: Heat bonded technology: makes it lightweight and ultra stiff

INFLATED SIZE

9.6' x 14.11' x 6" • 290 x 250 x 15 cm

FEATURES

Infinity Island Small + Pool: 3 year warranty after registration • Heat bonded technology: more layer quality and safety • 8 big single D-rings and 4 velcro straps to connect the platforms to each other • 6 carrying handles • 1 Halkey Roberts valve • 4 balast bags with easy drainage system • Weights (3,6 kg | 7.9 lbs) in the corners of the net to position the net • 5 mm thick, non slip, comfortable and durable EVA deck • Netting dept: 6,5' | 2 m • Pressure: up to 20 psi (Recommended: 6 psi) Weight capacity: 200 kg | 440 lbs • Weight: 53 kg | 116 lbs • Dimensions when inflated: 9.6" x 14.11" x 6" | 290 x 150 x 15 cm • Dimensions when folded: 65" x 31" x 9" | 164 x 80 x 22 cm • Volume: 700 l • Package contains: Inflatable Infinity Island Small + Pool, stainless steel swimming ladder, pump on battery, PVC storage bag

Infinity Pump 12v: Pump on battery (up to 11.2 psi) • Halkey roberts nozzle • Charging time 8 hours • Fits the Infinity pool, Island, island small, island small + pool, transom bumper and defenders • Carrying bag • Pump can be charged on 12v and 220 volt • Length: 30 cm | 11.7" • Width: 20 cm | 7.8" • Height: 18 cm | 7"

INCLUDING

- Stainless steel swimming ladder
- Infinity Pump 12v
- PVC storage bag



... 3 year
Warranty

after registration at
JOBESPORTS.COM/
HAPPYCUSTOMERS



INFINITY PUMP 12V
Item 410020002

FEATURES
Pump on battery (up to 11.2 psi) • Halkey roberts nozzle • Charging time 8 hours • Fits the Infinity pool, Island, island small, island small + pool, trans-om bumper and defenders • Carrying bag • Pump can be charged on 12v and 220 volt • Size: 11.7" x 7.8" x 7" | 30 x 20 x 18 cm



DOORMAT MIDNIGHT BLUE
Item 360020001

FEATURES
Dimensions: 35.4" x 23.6" | 90 x 60 cm



INFINITY STAIRS
Item 281020011

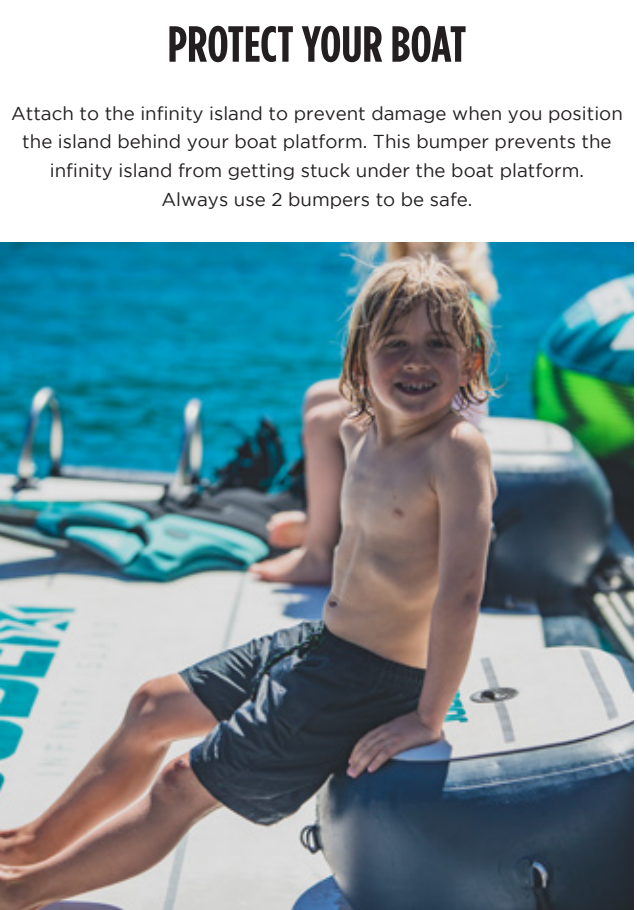
FEATURES
Height: 48 inch | 121,5 cm • Width: 16 inch | 40 cm • Stainless steel • 4 comfortable rounded steps • 2 plastic connectors to fix the stairs onto the island or pool



INFINITY TRANSOM BUMPER
Item 281020004

INFLATED SIZE
23.6" x 15.7" x 13" / 60 x 45 x 33 cm

FEATURES
Halkey Roberts Valve • 5 mm thick, non slip, comfortable and durable EVA deck • 2 double D-rings for mounting on the Infinity island/pool • Straps included • Weight: 2,1 kg | 4.6 lbs • Dimensions when inflated: 23.6" x 15.7" x 13" | 60 x 45 x 33 cm



PROTECT YOUR BOAT

Attach to the infinity island to prevent damage when you position the island behind your boat platform. This bumper prevents the infinity island from getting stuck under the boat platform. Always use 2 bumpers to be safe.



INFINITY COMFORT CHAIR
Item 281020010

FEATURES
UV resistant fabric: Sunbrella 290 g/m • Comfortable and adjustable headrest, knee support and backrest • Water and mildew repellent fabric • Removable shoulder strap • Weight: 5,5 kg | 12.1 lbs • Dimensions: 64.6" x 18.9" x 3.2" | 164 x 48 x 8 cm

ENJOY COMFORTABLY

Extremely comfortable and adjustable chair to use on the infinity island, the beach or wherever you like. The water and mildew repellent fabric makes it perfect to use around the water. The chair even has an easy to use carrying belt!



INFINITY CHAIR TOWEL MIDNIGHT BLUE
Item 281021002

FEATURES
90% organic cotton 10% polyester • Soft & quick dry fabric • Pocket in headrest with zipper • Made in Europe



INFINITY DEFENDER
2 m 281020005
4 m 281020006

INFLATED SIZE	WEIGHT
2 m: Ø 19" x 6.5" / Ø 48 x 200 cm	2 m: 3,2 kg (7 lbs)
4 m: Ø 19" x 13" / Ø 48 x 400 cm	4 m: 5,3 kg (11.7 lbs)

FEATURES
Halkey Roberts Valve • Can only be inflated with a connection to the Halkey Roberts Valve

DOCK THE BOAT

We've created special bumpers in 2 sizes to defend your boat from damage docking your boat in the marina. We've added 4 d-rings for easy attachment.





INFINITY SEASCOOTER PACKAGE

Item 281021004



PACKAGE INCLUDES



FEATURES

Temperature limits: min: -10°C | 14°F, max: 45°C | 113°F • Dive up to 30 m | 98 ft. • 3 speed levels up to: 5 km/h | 3.1 mp/h | 2.7 knots • Self floating design • Gopro mount to capture your underwater experiences • Two Li-ion airplane safe carry on batteries (25,2V / 5Ah) • Total run time up to 2 x 40 minutes • Snorkel set • Waterproof bag • Charging time 4 hours per battery • 2 x 500W motors • Weight: 3,5 kg | 7.7 lbs • Dimensions: 53 x 21 x 17 cm | 21" x 8" x 7"

AERO E-DUNA SUP BOARD 11.6 PACKAGE

Item 488821002

SIZES

Length: 11'6" (3,50 m) • Width: 31" (78,75 cm)

FEATURES

3 year warranty after registration • Heat bonded technology: more layer quality and safety • Non-slip EVA foam pattern, allows comfortable long term SUPing • Lightweight X-dropstitching construction • Bungee storage net • Easy-to-carry neoprene handle with paddle holder • Halkey Roberts Valve • 2 extra bungee cords included • 8" EZ lock fin • D-ring on tip and tail • Valve patch assistance • Nose rocker: 9", Tail rocker: 0" • Recommended rider weight: Up to 115 kg | 250 lbs • Package weight: 17,5 kg | 38.5 lbs • Dimensions: 11'6" x 31" x 6" | 350 x 78,8 x 15 cm • Volume: 320 l

Motor: Motor and pump in 1 • 3 speed levels up to: 5 km/h | 3.1 mp/h | 2.7 knots • Running time: up to 3 hours (It provides 3 hours of fully assisted cruising at a speed of 2 knots) • Remote: 0,1 kg / 0.22 lbs, can be mounted on the paddle (Bluetooth remote control) • Battery: 1,15 kg / 2.5 lbs • Charging time 8 hours on 220 volts • Weight: 3,1 kg | 6.83 lbs • Dimensions: 20" x 8" x 6" | 52 x 21 x 15 cm

Package contains: Aero E-Duna SUP Board, Drive with integrated pump, Adjustable carbon 3-piece paddle, Waterproof backpack, Padded blade protection sleeve, 10 ft. coiled leash, Paddle leash

More info about the E-Duna on page: 77

MATCHING PRODUCTS

We take our Mix 'n Match Philosophy to heart and want to implement this in our whole range. This year, we have some excited new products which are great to match with your Infinity Series.



LEISURE MUSTHAVES

FOR THE CHILLSEEKER.

BODYBOARDS & SKIMBOARDS

55

AQUAPARK

58



DIPPER BODYBOARD

Item 286222001

SIZE

36" 39" 42"

FEATURES

Straight leash • Height 36" | 91 cm • Height 39" | 99 cm • Height 42" | 107 cm



CLAPPER BODYBOARD

Item 286222002

SIZE

39" 42"

FEATURES

Comfortable arm wells • Coiled leash • Height 39" | 99 cm • Height 42" | 107 cm



SHOV IT SKIMBOARD

Item 286322001

SIZE

32" 36" 41"

FEATURES

9 layer maple plywood laminate construction • Height 32" | 81 cm • Height 36" | 91 cm • Height 41" | 104 cm



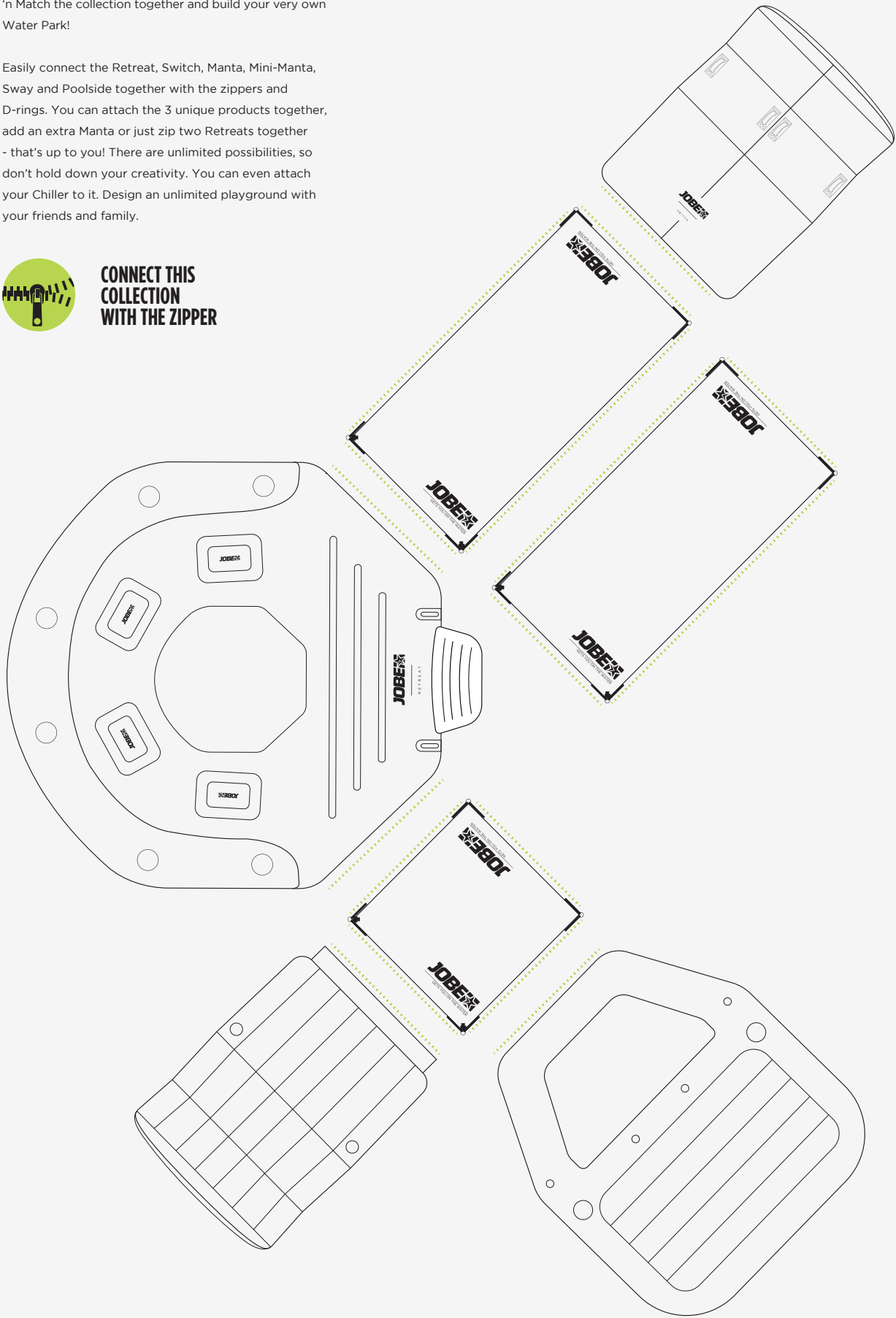
CREATE YOUR OWN PLAYGROUND

This new innovation of our leisure collection is modular and more important; compatible! Create your chilling vibe with your favorite leisure product on its own. Or Mix 'n Match the collection together and build your very own Water Park!

Easily connect the Retreat, Switch, Manta, Mini-Manta, Sway and Poolside together with the zippers and D-rings. You can attach the 3 unique products together, add an extra Manta or just zip two Retreats together - that's up to you! There are unlimited possibilities, so don't hold down your creativity. You can even attach your Chiller to it. Design an unlimited playground with your friends and family.



**CONNECT THIS
COLLECTION
WITH THE ZIPPER**





... 3 year
Warranty
after registration at
JOBESPORTS.COM/
HAPPYCUSTOMERS



NEW ITEM

SNOOZE

Item 280022002

SIZE

70" x 31" x 12" • 180 x 80 x 30 cm

FEATURES

3 year warranty after registration • One way Boston valve • 0,40 mm | 22 gauge, PVC • Max 1 person • Inflated size: 72" x 37" | 184 x 95 cm • Height: 9.8" | 25 cm • Deflated size: 72" x 37" | 184 x 95 cm



NEW ITEM

SWAY 2P

Item 230222006

INFLATED SIZE

72" x 57" • 186 x 146 cm

FEATURES

3 year warranty after registration • Max 2 persons • One way Boston valve • Super soft flocked 0,40 mm | 22 gauge PVC • 2 cup holders • Zipper to connect to the Jobe Manta, Poolside, Switch or Retreat • Inflated size: 72" x 57" | 186 x 146 cm • Seat height: 14" | 36cm • Deflated size: 72"x 57" | 186 x 146 cm



zipper



NEW ITEM

POOLSIDE

Item 280022003

INFLATED SIZE

101" x 87" x 10" • 257 x 221 x 27cm

FEATURES

3 year warranty after registration • Max 3 persons • One way Boston valve • Super soft flocked 0,40 mm | 22 gauge PVC • 2 cup holders • Zipper to connect to the Jobe Manta, Poolside, Switch or Retreat • Inflated size: 101" x 87" x 10" | 257 x 221 x 27cm • Deflated size: 101" x 87" | 257 x 221 cm



zipper


... 3 year
Warranty

after registration at
JOBESPORTS.COM/
HAPPYCUSTOMERS



RETREAT 6P

Item 230421001



zipper

INFLATED SIZE (WITHOUT CANOPY)

126" x 145.7" x 76.8" • 320 x 370 x 195 cm

FEATURES

3 year warranty after registration • One way Boston valve • 4 Cup holders • D-ring and zipper to connect to the Jobe Manta, Switch and other retreat • 4 Handles • Entry floor for easy access • Netting floor • Canopy made of mesh nylon • 20 Gauge PVC • Dimensions when inflated: 126" x 145.7" x 76.8" | 320 x 370 x 195 cm • Dimensions when deflated: 127.2" x 147.6" | 323 x 375 cm



SWITCH 2P

Item 230221001



zipper

INFLATED SIZE

57.1" x 74.8" x 41.3", 145 x 190 x 105 cm

FEATURES

3 year warranty after registration • One way Boston valve • Max 2 Persons • D-ring and zipper to connect to the Jobe manta or retreat • Bag to store it compactly and easily • 2 cup holders • 2 nylon handles • 6 padded handles • Flip over the tube to create a water slide • Tarpaulin bottom to slide off easily • 420 Denier nylon Cover • 20 Gauge PVC • Dimensions when inflated: 82.7" x 55.1" | 210 x 140 cm • Dimensions when deflated: 57" x 74.8" | 145 x 190 cm




Play with the slide or Switch to the lounge to relax after a wild ride!

SELF-INFLATABLE MANTA & MINI MANTA

Self-inflatable Manta

280021001



Mini manta

280021003



Docking rings on every corner



Easily inflate and deflate for storage



Modular with the other Aqua series



Store easily in a small a bag

SELF INFLATABLE WATERCARPET

The Manta series is an innovative self-inflatable carpet that is easy to store and take with you; it takes up half the size of a regular watercarpet! On top of that, you can zip the Manta to other the other leisure products making your own mini-aquapark!



Manta



Deflated in bag



Mini Manta



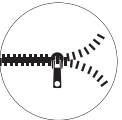
Deflated in bag

With shoulder strap

INFLATED SIZE

Manta 59" x 118" x 2.3" • 150 x 300 x 6 cm

Mini Manta 29" x 29" x 2.3" • 150 x 150 x 6 cm



zipper

PACKAGE SIZE

Manta 29.53" x 20.47" x 7.87" | 75 x 52 x 20 cm

Mini Manta 29.53" x 20.47" x 3.93" | 75 x 52 x 10 cm

FEATURES MANTA

Bag to store it compactly and easily • Self-inflated • 4 anchor points for mooring options • Zipper for connecting different Manta's, Switch and Retreat

Manta: Weight: 9,2 kg | 20.3 lbs • Dimensions: 59" x 118" x 2.3" | 150 x 300 x 6 cm • Package size: 29.53" x 20.47" x 7.87" | 75 x 52 x 20 cm

Mini Manta: Weight: 4,5 kg | 9.9 lbs • Dimensions when inflated: 59" x 59" x 2.3" | 150 x 150 x 6 cm • Package size: 29.53" x 20.47" x 3.93" | 75 x 52 x 10 cm





CHILLER


Item 280021002

SIZE

40 x 27 x 44 cm • 15" x 10" x 17"

FEATURES

Waterproof • Floatable • Keeps food and beverages cool up to 48 hours • Waterproof 84D TPU shell • Water- and leakproof zipper • Attachment options to SUPs and Jobe Retreat • Dimensions: 15" x 10" x 17" | 40 x 27 x 44 cm • 24 cans



OASIS

Item 280022001

SIZE

142" x 71" • 360 x 180 cm

FEATURES

3 layers of foam • Density: firm / soft / firm • 4 anchor points for mooring options • Capacity: 6 kids / 4 adults • Dimensions: 142" x 71" x 1.4" | 360 x 180 x 3,5 cm



CHESTER

Item 360022001

SIZE

39" x 31" x 33" • 100 x 80 x 85 cm

FEATURES

Super soft flocked 0,40 mm | 22 gauge PVC • Max 1 person • Cup holder included • Dimensions when inflated: 39" x 31" x 33" | 100 x 80 x 85 cm



STAND UP PADDLING

DISCOVER NOW.

HOW TO CHOOSE

65

SUP BOARDS

Aero SUP	70
Aero Premium SUP	70
Bamboo SUP	86
Titan SUP	90

PUMPS

85

PADDLES

94

BAGS

86, 96

ACCESSORIES

Other accessories	96
Fins	97
Leashes	97



WE EXPLORE THE WORLD

Discovering new places, that's what SUP is all about.



AERO SUP COLLECTION

When you're looking for the strongest inflatables on the SUP market, you're looking for a Jobe SUP. Our accessible Aero Range comes at a great price and is backed with the Jobe quality you're used to.

AERO PREMIUM SUP COLLECTION

A SUP that combines great looks with even better performance; the Jobe Premium Aero series. These Sup boards are for those who need a daily driver with great response and they offer the best SUP experience on the market!



BAMBOO SUP COLLECTION

When design meets performance the outcome is the Jobe Bamboo series! These board lay deeper in the water and respond faster to your every move, making it perfect for those who spend more time on water then on land!



TITAN SUP COLLECTION

As strong as titanium: our ultra-strong boards from the A beefed up SUP with a hardened PS shell which is made to protect your core through the toughest conditions. This was the design philosophy for the Jobe Titan SUP range where durability is combined with performance.

... 3 year
Warranty
after registration at
JOBESPORTS.COM/
HAPPYCUSTOMERS

AERO SERIES



YAMA 8.6
ONLY THE BEST FOR YOUR KIDS



MIRA 10.0
ALLROUND, ACCESSIBLE &
APPROVED BY MANY



LEONA 10.6
THE BEST ON THE MARKET, MADE ACCESSIBLE
ALLROUND PERFECTION MADE FOR THE MASSES

MANOEUVRABILITY	<div><div></div></div>	<div><div></div></div>	<div><div></div></div>
STABILITY	<div><div></div></div>	<div><div></div></div>	<div><div></div></div>
SPEED	<div><div></div></div>	<div><div></div></div>	<div><div></div></div>
DIMENSIONS FT	8'6" x 28" x 4.75"	10'0" x 32" x 4.75"	10'6" x 32" x 4.75"
DIMENSIONS CM	259 cm x 71,12 cm x 12 cm	305 cm x 81,3 cm x 12 cm	320 cm x 81,3 cm x 12 cm
VOLUME	179 l	225 l	246 l
BOARD WEIGHT	13.2 lbs 6 kg	16.5 lbs 7,5 kg	18 lbs 8,2 kg
RIDER WEIGHT	up to 180 lbs 80 kg	up to 220 lbs 100 kg	Up to 264 lbs 120 kg
FIN SET UP	8" EZ lock fin	8" EZ lock fin	8" EZ lock fin

... 3 year
Warranty
after registration at
JOBESPORTS.COM/
HAPPYCUSTOMERS

HOW IT'S MADE

Perfect combination: strong, stiff and lightweight stand up paddle boards

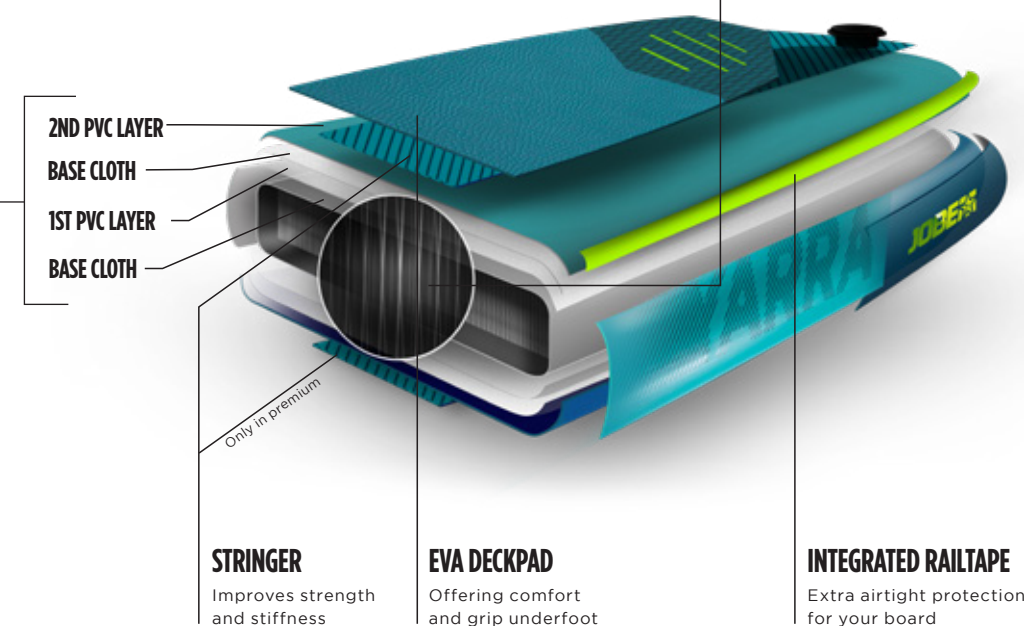
HEAT BONDED TECHNOLOGY

Jobe Aero SUP boards are designed our unique Heat Bonded Technology which reduces 25% in weight and increases 30% in stiffness when compared to the standard Double Layer technology. The inside of our Aero range consists of of nylon threads, fused to a solid PVC-coated cloth by pre-laminated heat bonded technology. Two layers of drop stitch reinforcements protects and strengthens Jobe boards to its max. It makes an inflatable SUP 2 kilo lighter. It also makes it stiffer, stronger, extremely airtight and most importantly: super durable.

	single Layer	double Layer	HBT
STRENGHT	<div><div></div></div>	<div><div></div></div>	<div><div></div></div>
STIFFNESS	<div><div></div></div>	<div><div></div></div>	<div><div></div></div>
LIGHTWEIGHT	<div><div></div></div>	<div><div></div></div>	<div><div></div></div>

X-STITCHING

Instead of the nylon threads being individually and vertically stitched, this technology makes use of one long nylon thread which is X-stitched, between the double PVC layers. From the top part to the bottom part. The result? A top-down stronger and lighter board.



EZ LOCK FIN

The easy lock-in fin is the finest feature in all Jobe inflatable paddle boards. The most easy and secure fin ever! Simply click the fin in your SUP and secure it by pressing down the lock. No tools needed! It's as easy as can be.



AERO YAMA SUP BOARD 8.6 PACKAGE

Package 486421009



BOARD TYPE

surf allround touring team

FEATURES

3 year warranty after registration • Heat bonded technology: more layer quality and safety • Non-slip EVA foam pattern, allows comfortable long term SUPing • Lightweight X-dropstitching construction • Stringer on top for extra stiffness • Easy-to-carry neoprene handle with paddle holder • Bungee storage net • Halkey Roberts Valve • 8" EZ lock fin • Valve patch assistance • D-ring on tip and tail • Nose rocker: 9", Tail rocker: 0" • Recommended rider weight: Up to 80 kg | 180 lbs • Board weight: 6 kg | 13.2 lbs • Package weight: 11 kg | 24.4 lbs • Dimensions: 8'6" x 28" x 4.75" | 2,59 m x 71,12 cm x 12 cm • Package contains: Aero Yama SUP Board 8.6, Double action pump, 10 ft. coiled leash, Freedom stick youth paddle, Waterproof backpack

AERO MIRA SUP BOARD 10.0 PACKAGE

Package 486421008



BOARD TYPE

surf allround touring team

FEATURES

3 year warranty after registration • Heat bonded technology: more layer quality and safety • Non-slip EVA foam pattern, allows comfortable long term SUPing • Lightweight X-dropstitching construction • Stringer on top for extra stiffness • Halkey Roberts Valve • D-ring on tip and tail • Valve patch assistance • 8" EZ lock fin • Nose rocker: 7.5", Tail rocker: 0" • Recommended rider weight: Up to 100 kg | 220 lbs • Board weight: 7,5 kg | 16.5 lbs • Package weight: 11 kg | 24.4 lbs • Dimensions when inflated: 10" x 32" x 4.75" | 305 x 81,3 x 12 cm • Volume: 225 l • Package contains: Aero Mira SUP Board 10.0, adjustable 3-piece aluminium paddle, waterproof backpack, double action pump, 10 ft / 3,04 m coiled leash • Easy-to-carry neoprene handle with paddle holder • Bungee storage net

AERO LEONA SUP BOARD 10.6 PACKAGE

Package 486421010



BOARD TYPE

surf allround touring team

FEATURES

3 year warranty after registration • Heat bonded technology: more layer quality and safety • Non-slip EVA foam pattern, allows comfortable long term SUPing • Lightweight X-dropstitching construction • Stringer on top for extra stiffness • Easy-to-carry neoprene handle with paddle holder • Bungee storage net • Halkey Roberts Valve • Valve patch assistance • D-ring on tip and tail • 8" EZ lock fin • Nose rocker: 9", Tail rocker: 0" • Max rider weight 120 kg | 264.6 lbs • Board weight: 8,2 kg | 18 lbs • Package weight: 13,2 kg | 29.1 lbs • Dimensions when inflated: 10'6" x 32" x 4.75" | 320 x 81,3 x 12 cm • Volume: 246 l • Package contains: Aero Leona SUP Board 10.6, adjustable 3-piece aluminium paddle, waterproof backpack, double action pump, 10 ft | 3,04 m coiled leash

... 3 year Warranty after registration at JOBESPORTS.COM/HAPPYCUSTOMERS



PREMIUM AERO SERIES

*** 3 year
Warranty
after registration at
JOBESPORTS.COM/
HAPPYCUSTOMERS



YARRA STEEL BLUE /TEAL 10.6
OUR ALLROUNDER,
THE SWISS ARMY KNIFE OF SUP'S



LOA 11.6
THE PERFECT FAMILY
SUP



DUNA 11.6
ALLROUND MACHINE
WITH A TOURING EDGE



ADVENTURE DUNA 11.6
MADE FOR THE OUTDOORS:
GO EXPLORE!




E-DUNA 11.6
THE FUTURE IS ELECTRIC!



NEVA 12.6
PEAK "TOURING"
performance



MOHAKA 10.2
WINDSURFING? OR SUP? WHY
NOT BOTH! A SUP DESIGNED TO BE
RIDDEN LIKE A WINDSURFBOARD



SUP'ERSIZED 15.0
THE PARTY SUP

MANOEUVRABILITY	<div><div></div></div>	<div><div></div></div>	<div><div></div></div>	<div><div></div></div>	<div><div></div></div>	<div><div></div></div>	<div><div></div></div>	<div><div></div></div>
STABILITY	<div><div></div></div>	<div><div></div></div>	<div><div></div></div>	<div><div></div></div>	<div><div></div></div>	<div><div></div></div>	<div><div></div></div>	<div><div></div></div>
SPEED	<div><div></div></div>	<div><div></div></div>	<div><div></div></div>	<div><div></div></div>	<div><div></div></div>	<div><div></div></div>	<div><div></div></div>	<div><div></div></div>
DIMENSIONS FT	10'6" x 32" x 6"	11'6" x 34" x 6"	11'6" x 31" x 6"	11'6" x 31" x 6"	11'6" x 31" x 6"	12'6" x 30" x 6"	10.2" x 31" x 6"	15' x 50" x 6"
DIMENSIONS CM	320 x 81,3 x 15 cm	350 x 86,36 x 15 cm	350 x 78,75 x 15 cm	350 x 78,8 x 15 cm	350 x 78,75 x 15 cm	381 x 76,2 x 15 cm	309 x 78,7 x15 cm	457,2 x 127 x 15 cm
VOLUME	310 l	360 l	324 l	324 l	320 l	320 l	258 l	690 l
BOARD WEIGHT	20.5 lbs 9,3 kg	23.8 lbs 10,8 kg	21.2 lbs 9,6 kg	22.5 lbs 10,2 kg	27.3 lbs 12,4 kg	22.5 lbs 10,2 kg	20.2 lbs 9,2 kg	38.5 lbs 17,5 kg
RIDER WEIGHT	Up to 308 lbs 140 kg	Up to 352 lbs 160 kg	Up to 352 lbs 160 kg	Up to 330 lbs 150 kg	Up to 250 lbs 115 kg	Up to 330 lbs 150 kg	up to 265 lbs 120 kg	Up to 882 lbs 400 kg
FIN SET UP	8" EZ lock fin	8" EZ lock fin	8" EZ lock fin	8" EZ lock fin	8" EZ lock fin	8" EZ lock fin	8" EZ lock fin	3 x 8" EZ lock fins

FORM FOLLOWS FUNCTION

DOCKING RING

With the integrated docking ring you can easily connect your SUP to anything.

TIP & TAIL HANDLE

Integrated handles on the tip and tail, making it easier to get your SUP out of the water.

DOUBLE STRINGERS

A stringer on the top and bottom of the board for extra stiffness and strength, this also supports the rocker of the board making sure the SUP keeps its shape.

STORAGE CORD

Our storage cord is integrated in the design, creating more room to store your gear when you're out on the water.

RAILTAPE

This railtape is placed over the seems of the board creating a more durable board which guarantees the best airtightness.

CARRY HANDLE

A comfortable neoprene padded handle to easily carry your SUP around.

EVA DECK

A large EVA deckpad gives you a comfortable surface to stand on all day long, while providing you with plenty of grip.

EVA DECK GRIP

The back of our deckpad has diamond pattern for added grip to initiate fast turning.

LEASH RING

Our leash ring is integrated with the deckpad, making it sturdy and creating a clean look.

EZ LOCK FIN

The most easy to use and secure fin ever! Easily click this fin in and secure it by pressing down the lock, it's as easy as can be.



PREMIUM QUALITY

When you buy a SUP from our Premium Aero Range, you can expect something extra! The Premium Range comes with extra features which are unique to this collection, making it the best of the best!



WIDER AND LONGER DECKPAD

The Premium Aero Range comes with an extra wide deckpad, this gives you more freedom of movement on the SUP and gives you added room to take someone along for the ride. The center part is covered with soft EVA for a comfortable ride and the back of our deckpad has diamond pattern for added grip to initiate fast turning.



TIP AND TAIL HANDLES

We take user-friendliness seriously and a tip and tail handle make this product that much easier to get out of the water. The tip and tail handles are smoothly integrated into the design of the SUP board. We have used a neoprene pad on the inside of the handle for a comfortable grip.



UPGRADED PADDLE

Our Premium SUP boards come with a lighter, stiffer and better paddle; a fiberglass paddle with 20% carbon elements. It's three-piece adjustable making it easy to carry with you or store in a (SUP)bag. Our Anti Twist System on the paddle puts an end to additional forces by locking your adjustable system.



DOUBLE STRINGER

Jobe was ahead of the game with 1 stringer on the board but now we are adding another stringer on the bottom of the SUP. This makes for more stiffness and keeps a better rocker shape in the board. The double stringers are placed for extra stiffness and more control, this also supports the rocker of the board making sure the SUP keeps its shape.



... 3 year
Warranty
after registration at
JOBESPORTS.COM/
HAPPYCUSTOMERS

AERO YARRA SUP BOARD 10.6 PACKAGE TEAL

Package 486421002



BOARD TYPE



FEATURES

3 year warranty after registration • Heat bonded technology: more layer quality and safety • Non-slip EVA foam pattern, allows comfortable long term SUPing • Lightweight X-dropstitching construction • Stringer on top and bottom for the best stiffness • Easy-to-carry neoprene handle with paddle holder • Bungee storage net • Halkey Roberts Valve • 8" EZ lock fin • D-ring on tip and tail • Valve patch assistance • Nose rocker: 9", Tail rocker: 0" • Recommended rider weight: Up to 140 kg | 308 lbs • Board weight: 9,3 kg | 20.5 lbs • Package weight: 14,3 kg | 31.5 lbs • Dimensions: 10'6" x 32" x 6" | 320 x 81,3 x 15 cm • Volume: 310 l • Package contains: Aero Yarra SUP board 10.6 teal, adjustable fiberglass 3-piece paddle, waterproof backpack, double action pump, 10 ft / 3,04 m coiled leash

AERO YARRA SUP BOARD 10.6 PACKAGE STEEL BLUE

Package 486422001



BOARD TYPE



FEATURES

3 year warranty after registration • Heat bonded technology: more layer quality and safety • Non-slip EVA foam pattern, allows comfortable long term SUPing • Lightweight X-dropstitching construction • Stringer on top and bottom for the best stiffness • Easy-to-carry neoprene handle with paddle holder • Bungee storage net • Halkey Roberts Valve • 8" EZ lock fin • D-ring on tip and tail • Valve patch assistance • Nose rocker: 9", Tail rocker: 0" • Recommended rider weight: Up to 140 kg | 308 lbs • Board weight: 9,3 kg | 20.5 lbs • Package weight: 14,3 kg | 31.5 lbs • Dimensions: 10'6" x 32" x 6" | 320 x 81,3 x 15 cm • Volume: 310 l • Package contains: Aero Yarra SUP board 10.6 steel blue, adjustable fiberglass 3-piece paddle, waterproof backpack, double action pump, 10 ft / 3,04 m coiled leash

AERO LOA SUP BOARD 11.6 PACKAGE

Package 486421011

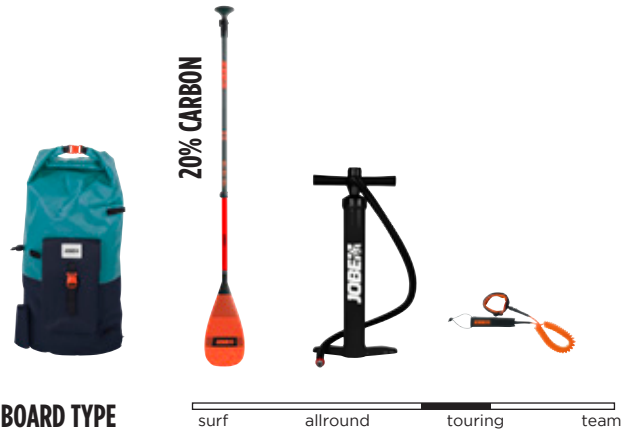


FEATURES

3 year warranty after registration • Heat bonded technology: more layer quality and safety • Non-slip EVA foam pattern, allows comfortable long term SUPing • Lightweight X-dropstitching construction • Stringer on top and bottom for the best stiffness • Easy-to-carry neoprene handle with paddle holder • Bungee storage net • Halkey Roberts Valve • Valve patch assistance • D-ring on tip and tail • 8" EZ lock fin • Nose rocker: 9", Tail rocker: 0" • Max rider weight: Up to 160kg | 352 lbs • Board weight: 10,8 kg | 23.8 lbs • Package weight: 15,8 kg | 34.8 lbs • Dimensions when inflated: 11'6" x 34" x 6" | 350 x 86,36 x 15 cm • Volume: 360 l • Package contains: Aero Loa SUP Board 11.6, adjustable fiberglass 3-piece paddle, double action pump, 10 ft. coiled leash, waterproof backpack

AERO DUNA SUP BOARD 11.6 PACKAGE

Package 486421004



FEATURES

Heat bonded technology: more layer quality and safety • 3 year warranty after registration • Non-slip EVA foam pattern, allows comfortable long term SUPing • Lightweight X-dropstitching construction • Stringer on top and bottom for the best stiffness • Bungee storage net • Easy-to-carry neoprene handle with paddle holder • Halkey Roberts Valve • Valve patch assistance • 8" EZ lock fin • D-ring on tip and tail • Nose rocker: 9", Tail rocker: 0" • Recommended rider weight: Up to 160 kg | 352 lbs • Package weight: 14,6 kg | 32.2 lbs • Board weight: 9,6 kg | 21.1 lbs • Dimensions: 11'6" x 31" x 6" | 350 x 78,8 x 15 cm • Volume: 324 l • Package contains: Aero Duna SUP Board 11.6, adjustable 3-piece fiberglass paddle, waterproof backpack, double action pump, 10 ft | 3,04 m coiled leash

AERO E-DUNA SUP BOARD 11.6 PACKAGE


Package 488821002



FEATURES

E-Duna SUP board 3 year warranty after registration • Heat bonded technology: more layer quality and safety • Non-slip EVA foam pattern, allows comfortable long term SUPing • Lightweight X-dropstitching construction • Bungee storage net • Easy-to-carry neoprene handle with paddle holder • Halkey Roberts Valve • 2 extra bungee cords included • 8" EZ lock fin • D-ring on tip and tail • Valve patch assistance • Nose rocker: 9", Tail rocker: 0" • Recommended rider weight: Up to 115 kg | 250 lbs • Package weight: 17,5 kg | 38.5 lbs • Dimensions: 11'6" x 31" x 6" | 350 x 78,8 x 15 cm • Volume: 320 l • Package contains: Aero E-Duna SUP Board, Adjustable carbon 3-piece paddle, Motor with integrated pump, Remote to control the motor, remote can be connected to the paddle, Waterproof backpack, Padded blade protection sleeve, 10 ft. coiled leash, Paddle leash
Features motor: Motor and pump in 1 • 3 speed levels up to: 5 km/h | 3.1 mp/h | 2.7 knots • Running time: up to 3 hours (It provides 3 hours of fully assisted cruising at a speed of 2 knots) • Remote: 0,1 kg / 0.22 lbs, can be mounted on the paddle (Bluetooth remote control) • Battery: 1,15 kg / 2.5 lbs • Charging time 8 hours on 220 volts • Weight: 3,1 kg | 6.83 lbs • Dimensions: 20" x 8" x 6" | 52 x 21 x 15 cm

*** 3 year
Warranty
after registration at
JOBSPORTS.COM/
HAPPYCUSTOMERS



E-Duna drive & remote





OUR NEW ADVENTURE SUP IS MADE WITH CONVENIENCE IN MIND.

This SUP has the shape of a Duna which is perfect for the longer tours in the great outdoors and comes with an innovative new system. The bungeecords are attached witch a new buckle system on which you can also attach the accompanied bags. What are you waiting for? Your next adventure awaits!



AN INDUSTRY FIRST!

Our new Adventure Duna SUP has an innovative fin setup underneath it! These precisely placed center and side fins give better traction and make for a better waterflow, increasing course stability of the SUP. It ensures the SUP floats in a more upright position, so you don't have to change your paddling side as often. Making this the ultimate SUP experience for those aim to wander through unknown territories and go on many SUP adventures.

AERO ADVENTURE DUNA SUP BOARD 11.6 PACKAGE

Package 486422003

ADVENTURE DRY BAG

220022001

*** 3 year
Warranty
after registration at
JOBESPORTS.COM/
HAPPYCUSTOMERS



FEATURES

Big front zipper to access your gear while you are SUP'ing • Padded shoulder straps • bungee cord to store your pump • paddle holder • 7 buckles to connect the bag to the board • Suitable for the 11.6 adventure SUP • Dimensions: 33.5" x 21" x 10" | 85 x 55 x 25 cm (when the top is folded)



BOARD TYPE

surf allround touring team

FEATURES

Heat bonded technology: more layer quality and safety • 3 year warranty after registration • Non-slip EVA foam pattern, allows comfortable long term SUPing • Lightweight X-dropstitching construction • Stringer on top and bottom for the best stiffness • Bungee storage net with buckles • Bungee storage net • Easy-to-carry neoprene handle with paddle holder • Halkey Roberts Valve • 8" EZ lock fin • D-ring on tip and tail • Nose rocker: 9" • 1 front fin and 2 middle fins underneath the standing position for extra grip and traction • Tail rocker: 0" • Recommended rider weight: Up to 150 kg | 330 lbs • Package weight: 15,2 kg | 33.5 lbs • Board weight: 10,2 kg | 22.5 lbs • Dimensions: 11'6" x 31" x 6" | 350 x 78,8 x 15 cm • Volume: 324 l • Package contains: Aero Adventure Duna SUP Board 11.6, adjustable 3-piece fiberglass paddle, 1 big Waterproof backpack with buckles to connect your backpack onto your board, 1 small drybag with shoulder straps and buckles to connect to your board, double action pump, 10 ft | 3,04 m coiled leash

AERO NEVA SUP BOARD 12.6 PACKAGE

Package 486421006



BOARD TYPE



FEATURES

3 year warranty after registration • Heat bonded technology: more layer quality and safety • Non-slip EVA foam pattern, allows comfortable long term SUPing • Lightweight X-dropstitching construction • Stringer on top and bottom for the best stiffness • Easy-to-carry neoprene handle with paddle holder • Bungee storage net • Traction rail on bottom of the board for more control • Halkey Roberts Valve • 8" EZ lock fin • Valve patch assistance • D-ring on tip and tail • Nose rocker: 9", Tail rocker: 0" • Recommended rider weight: Up to 150 kg | 330 lbs • Board weight: 10,2 kg | 22.5 lbs • Package weight: 15,2 kg | 33.5 lbs • Dimensions: 12'6" x 30" x 6" | 381 x 76,2 x 15 cm • Volume: 320 l • Package contains: Aero Neva SUP Board 11.6, adjustable 3-piece fiberglass paddle, waterproof backpack, double action pump, 10 ft / 3,04 m coiled leash



AERO SUP'ERSIZED SUP BOARD 15.0

Board only 486421007



BOARD TYPE





FEATURES

3 year warranty after registration • Heat bonded technology: more layer quality and safety • Non-slip EVA foam pattern, allows comfortable long term SUPing • Lightweight X-dropstitching construction • Stringer on top for extra stiffness • Bungee storage net • Halkey Roberts Valve • Valve patch assistance • D-ring on tip and tail • 6 carrying handles • Max 6 persons • Equipped with 3 big click fins for maneuverability • Weight capacity: 400 kg | 882 lbs • Dimensions: 15' x 50" x 6" | 457,2 x 127 x 15 cm • Volume: 690 l

AERO MOHAKA SUP BOARD 10.2 PACKAGE

Package without sail 486422002
Package with sail 488822001



Windsurf insert mounted in the board

BOARD TYPE



PACKAGE WITHOUT SAIL

Item: 488822001



AERO MOHAKA SUP SAIL 3.5 M2 PACKAGE

Sail only package 480022001



PACKAGE WITH SAIL

Item: 488821001



FEATURES

Mohaka: Heat bonded technology: more layer quality and safety • 3 year warranty after registration • Non-slip EVA foam pattern, allows comfortable long term SUPing • Lightweight X-dropstitching construction • Stringer on top and bottom for the best stiffness • Bungee storage net • Bungee storage net • Easy-to-carry neoprene handle with paddle holder • Halkey Roberts Valve • 8" EZ lock fin • D-ring on tip and tail • Nose rocker: 9", Tail rocker: 0" • Recommended rider weight: Up to 120 kg | 265 lbs • Package weight: 14,2 kg | 31.3 lbs • Board weight: 9,2 kg | 20.2 lbs • Dimensions: 10'2" x 31" x 6" | 309 x 78,7 x 15 cm • Volume: 258 l • Windsurf insert mounted in the board • Traction rail on bottom of the board for more control • Package contains: Aero mohaka SUP Board 10.2, adjustable 3-piece fiberglass paddle, waterproof backpack, double action pump, 10 ft | 3,04 m coiled leash

Sail: Age range: 9 years and up • 3,5 m² sail • Mast: 136 cm, luff 316 cm, boom: 140 cm • Including: mast, mast extension, mast base, uphaul cord & boom





AERO SUP TRAVEL BAG

Item 222020005



FEATURES

Backpack with wheels for easy traveling • Comfortable padded straps • Big front pocket with zipper • Suited for all Aero boards (except 15 ft) • Storage net and velcro for pump and paddle • 2 straps with buckles to secure your SUP • 6 handles • Padded hip belt • Dimensions: 93 x 45 x 25 cm | 36.6" x 17.7" x 10"

AERO SUP DRY BAG BLACK

Item 489918002



FEATURES

Waterproof backpack • Suitable for all Jobe inflatable paddle boards (except 15 ft.) • Material: 850 grams PVC • Paddle holder • Pump holder • Dimensions: 29.5" x 19.7" x 11.8" | 75 x 50 x 30 cm • Volume: 110 l

SUP PUMP DOUBLE ACTION 27 PSI

Item 480018001



FEATURES

Double or single action up to 27 psi (1,9 bar) • 2000 cm³ cylinder for quick pumping • Finish effortlessly by switching to single action • Pressure gauge • Halkey roberts nozzle

PORTABLE ELECTRIC AIR PUMP WITH BAG

EU plug 410022001

UK plug 410022002



FEATURES

Halkey roberts nozzle, fits all Jobe SUP valves • Pumps up to 20 psi • works on cigarette lighter plug or on the separate battery • Carrying bag • Handle for easy carrying • Shuts automatically after reaching desired psi • Inflates and deflates • Weight: 4,2 kg | 9.3 lbs • Pump Dimensions: 9" x 7" x 6.2" | 23 x 18 x 16 cm • Battery dimensions: 8" x 4.3" x 1.5", 20 x 11 x 4 cm

TRIPLE ACTION SUP PUMP

Item 410019004



FEATURES

2 cylinders with triple action for quick result • Double or single action up to 21 psi • capacity 3,5 + 3,5 l • Gauge to keep control • Protected air inlet • Halkey roberts nozzle: fits all Jobe boards

PRESSURE GAUGE

Item 480020010




FEATURES

Fits a Halkey Roberts valve • Measure up to 20 psi • Ø 1.6" x 3" | Ø 40 x 75 mm

SUP PUMP 12V

Item 410020001



FEATURES

12v pump • Car battery alligator clips cable • Cigarette lighter connector • Fast two-stage low-to-high pressure inflation • Pumps up to 20 psi • 15 Ampere fuse required for this pump • Dimensions: 11.6" x 5.3" x 6.3" | 29,5 x 13,5 x 16 cm

AERO SUP REPAIR KIT BLACK

Item 480019004



FEATURES

PVC Patches in 13 colors • 1 tube of glue • 1 wrench

BAMBOO SERIES



VIZELA 9.4

SURF / ALLROUND

VENTURA 10.6

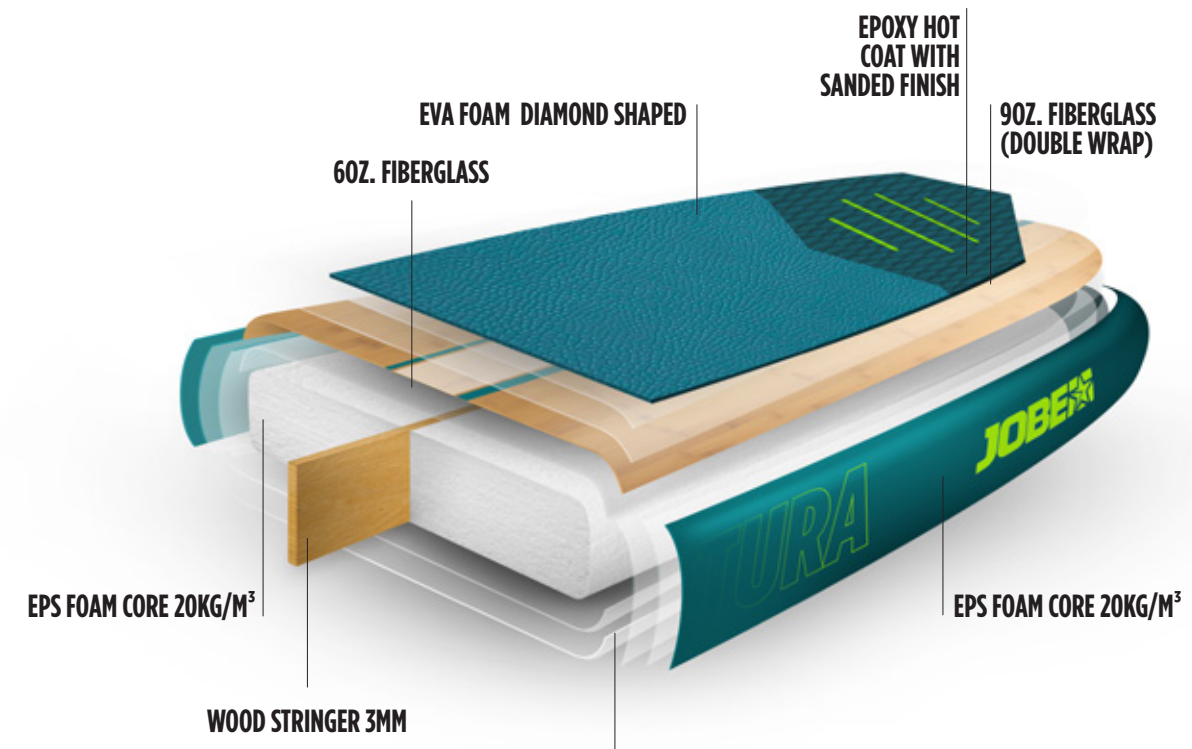
ALLROUND

PARANA 11.6

ALLROUND / TOURING

MANOEUVRABILITY	<div><div></div></div>	<div><div></div></div>	<div><div></div></div>
STABILITY	<div><div></div></div>	<div><div></div></div>	<div><div></div></div>
SPEED	<div><div></div></div>	<div><div></div></div>	<div><div></div></div>
DIMENSIONS FT	9'4" x 32" x 4.5"	10'6" x 32" x 5"	11'6" x 31" x 5.25"
DIMENSIONS CM	285 x 81,3 x 11,4 cm	320 x 81,3 x 12,5 cm	350 x 78,7 x 13,5 cm
VOLUME	150 l	190 l	203 l
BOARD WEIGHT	24 lbs 11 kg	28 lbs 12,9 kg	29.8 lbs 13,5 kg
RIDER WEIGHT	up to 220 lbs 100 kg	up to 243 lbs 110 kg	up to 265 lbs 120 kg
FIN SET UP	8" clickfin	8" clickfin	8" clickfin

BAMBOO SUP BOARD CONSTRUCTION AND INNOVATION



CHANNELS

The integrated channels in the Jobe Bamboo collection is an innovation inspired by our wakeboard collection. It increases stability on the water and it gives the SUP more speed!

EPOXY COATING

This year, we are introducing a new paint technique on the rail of our SUPs with EPOXY. As a result the paint is not a layer on top of the SUP, but the colors are intergrated into the EPOXY. Creating a metallic finish for a clean look which is durable as well!

CLICK & GO

Our bamboo beauties have unique click fins to make sure you are on the water in no-time. No tools and never worrying about losing your fin screw again.

KEY FEATURES

- **LIGHTWEIGHT** boards because of the lightweight EPS core
- **CHANNELS** more tracking on the water
- **REAL BAMBOO VENEER** blended with glassfiber means great looks
- **RAILSAVERS INCLUDED** to protect the edges of your board
- **EVA FOAM DIAMOND SHAPE** for more grip and comfort
- **CLICK FIN INCLUDED** no screws needed
- **GLOSSY TOP FINISH**



BAMBOO VIZELA SUP BOARD 9.4

Item 486521001

BOARD TYPE surf allround touring team

FEATURES

Non-slip EVA foam pattern, allows comfortable long term SUPing • 9ft straight leash • Automatic air vent plug • Camera plug to capture all your #Jobemoments • Channels for better speed control and stability • Comfortable carrying handle • Easy connectable leash plug • Rail saver for extra protection • Scratch resistant compound rail and bottom • Thruster fin for waves (6" center + 4.5" side fin) • US finbox for optimal fin position • Nose rocker: 6 3/4" • Tail rocker: 3 13/16" • Recommended rider weight: Up to 100 kg | 220 lbs • Board weight: 11 kg | 24 lbs • Dimensions: 9'4" x 32" x 4.5" | 285 x 81,3 x 11,4 cm • Volume: 150 l



BAMBOO VENTURA SUP BOARD 10.6

Item 486521002

BOARD TYPE surf allround touring team

FEATURES

Non-slip EVA foam pattern, allows comfortable long term SUPing • 9 ft | 2,74 m coiled leash • Bungee storage net • 9" toolless click fin • Automatic air vent plug • Rail saver for extra protection • Scratch resistant compound rail and bottom • Channels for better speed control and stability • US finbox for optimal fin position • Comfortable carrying handle • Camera plug to capture all your #Jobemoments • Easy connectable leash plug • Bamboo veneer • Nose rocker: 6 3/4", Tail rocker: 2 15/16" • Recommended rider weight: Up to 110 kg | 243 lbs • Board weight: 12,9 kg | 28 lbs • Dimensions: 10'6" x 32" x 5" | 320 x 81,3 x 12,5 cm • Volume: 190 l



BAMBOO PARANA SUP BOARD 11.6

Item 486521003

BOARD TYPE surf allround touring team

FEATURES

Non-slip EVA foam pattern, allows comfortable long term SUPing • 9 ft | 2,74 m coiled leash • Bungee storage net • Comfortable carrying handle • Rail saver for extra protection • Scratch resistant compound rail and bottom • Channels for better speed control and stability • US finbox for optimal fin position • 9" toolless click fin • Automatic air vent plug • Camera plug to capture all your #Jobemoments • Easy connectable leash plug • Bamboo veneer • Nose rocker: 5 15/16", Tail rocker: 3 3/16" • Recommended rider weight: Up to 120 kg | 265 lbs • Board weight: 13,5 kg | 29.8 lbs • Dimensions: 11'6" x 31" x 5.25" | 350 x 78,7 x 13,5 cm • Volume: 203 l

TITAN SERIES



ARAS 8.6

SURF / ALLROUND

KURA 10.6

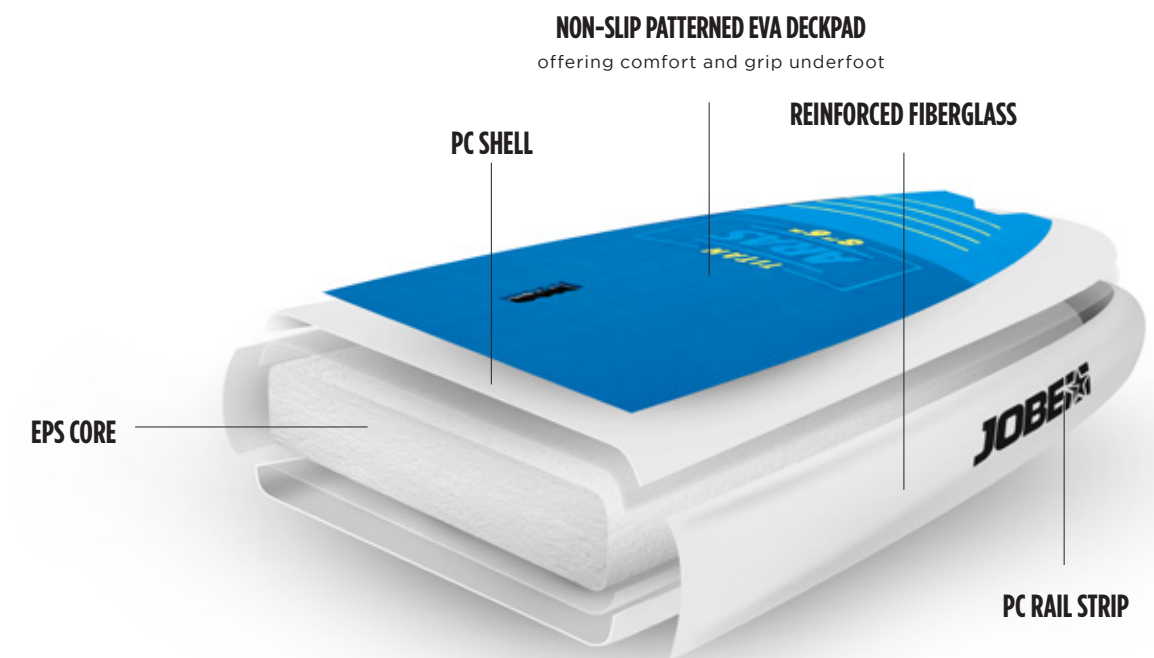
ALLROUND / TOURING

KAMA 11.6

ALLROUND / TOURING

MANOEUVRABILITY	<div><div></div></div>	<div><div></div></div>	<div><div></div></div>
STABILITY	<div><div></div></div>	<div><div></div></div>	<div><div></div></div>
SPEED	<div><div></div></div>	<div><div></div></div>	<div><div></div></div>
DIMENSIONS FT	8'6" x 30" x 5.5"	10'6" x 32" x 5"	11'6" x 31" x 5.25"
DIMENSIONS CM	260 x 76,2 x 14 cm	320 x 81,3 x 12,7 cm	350 x 78,7 x 13,5 cm
VOLUME	170 l	210 l	220 l
BOARD WEIGHT	24 lbs 11 kg	29.8 lbs 13,5 kg	32 lbs 14,7 kg
RIDER WEIGHT	Up to 220 lbs 100 kg	Up to 310 lbs 140 kg	Up to 330 lbs 150 kg
FIN SET UP	Single fin	Single fin	Single fin

TITAN SUP BOARD HEAVY IMPACT RESISTANT



IMPACT RESISTANT

Worry less, paddle more.

LIGHTWEIGHT BOARDS

The unique construction techniques in these boards ensure a strong but lightweight SUP board.

FULL EVA DECKPAD

A comfortable EVA deckpad covers the entire board.

KEY FEATURES

- **VERY DURABLE** polycarbonate shell makes the board resistant against rough usage
- **LIGHTWEIGHT EPS**-foam core wrapped in a monocoque fiberglass layup to minimize weight
- **INTEGRATED RAIL SAVER** makes sure your board stays in perfect condition
- **EVA FOAM DARK DIAMOND SHAPE** for more grip and comfort with no visual stains



TITAN ARAS SUP BOARD 8.6

Item 486620001



BOARD TYPE



FEATURES

Non slip EVA foam deck allows comfortable long term paddling • Easy connectable leash plug • Comfortable carrying handle • Rail saver to prevent scratches • Automatic air vent plug • Polycarbonate armour for serious shock protection • Recommended rider weight: Up to 100 kg | 220 lbs • Board weight: 11 kg | 24 lbs • Dimensions: 8'6" x 30" x 5.5" | 260 x 76,2 x 14 cm • Volume: 170 l

TITAN KURA SUP BOARD 10.6

Item 486620002



BOARD TYPE



FEATURES

Non slip EVA foam deck allows comfortable long term paddling • Easy connectable leash plug • Comfortable carrying handle • Rail saver to prevent scratches • Automatic air vent plug • Polycarbonate armour for serious shock protection • Recommended rider weight: Up to 140 kg | 310 lbs • Board weight: 13,5 kg | 29.8 lbs • Dimensions: 10'6" x 32" x 5" | 320 x 81,3 x 12,7 cm • Volume: 210 l

TITAN KAMA SUP BOARD 11.6

Item 486620003



BOARD TYPE




FEATURES

Non slip EVA foam deck allows comfortable long term paddling • Easy connectable leash plug • Comfortable carrying handle • Rail saver to prevent scratches • Automatic air vent plug • Polycarbonate armour for serious shock protection • Recommended rider weight: Up to 150 kg | 330 lbs • Board weight: 14,7 kg | 32 lbs • Dimensions: 11'6" x 31" x 5.25" | 350 x 78,7 x 13,5 cm



FREEDOM STICK YOUTH 2-PIECE




Fiberglass Shaft

ALUMINIUM 3-PIECE




Reinforced Blade

FUSION STICK LIME - ORANGE 3-PIECE



10% Carbon shaft

FIBERGLASS 3-PIECE




20% Carbon shaft and blade

BAMBOO CLASSIC 2-PIECE




Bamboo Lay-up

CARBON PRO 2-PIECE




Carbon lay-up

CARBON PRO 3-PIECE



Carbon Lay-up

CARBON PRO 3-PIECE + PADDLE BAG



Carbon Lay-up

ITEM	486719002	486721010 - 486721018	486721011 - 486721012	486721005 486721006
BLADE	Plastic	Plastic	Plastic	20% Carbon - 80% Fiberglass
SHAFT	Fiberglass	Aluminium	10% carbon, 90% fiberglass	20% Carbon - 80% Fiberglass
HANDLE	Plastic T-grip	Plastic T-grip	Plastic T-grip	Fiberglass
WEIGHT	780 g - 1.71 lbs	980 g - 2.16 lbs	960 g - 2.08 lbs	780 g - 1.7 lbs
PIECES	2	3	3	3
ADJUSTMENT	Pin-hole click and go	Clip with lever	Clip with lever	Clip with lever
STIFFNESS	<div><div></div></div>	<div><div></div></div>	<div><div></div></div>	<div><div></div></div>
LENGTH CM	137 cm x 171 cm	170 cm x 210 cm	170 cm x 210 cm	180 cm x 220 cm
LENGTH INCH	53.9" x 67.3"	66.9" x 82.6"	66.9" / 82.6"	70.8" x 86.6"
BLADE WIDTH	180 mm 7.1"	220 mm 8.7"	220 mm 8.7"	203 mm 8"
BLADE SURFACE	84 in²	94 in²	94 in²	91 in²
BLADE ANGLE	9°	5°	5°	9°
EDGE PROTECTOR	No	Yes	No	No

ITEM	486721004	486721002	486721003	486721001
BLADE	20% Carbon - 80% Fiberglass	100% Carbon	100% Carbon	
SHAFT	Bamboo	100% Carbon	100% Carbon	Bag:
HANDLE	Fiberglass	100% Carbon	100% Carbon	Foldable to 100cm to fit your
WEIGHT	780 g - 1.7 lbs	630 g - 1.4 lbs	680 g - 1.49 lbs	three-piece paddle
PIECES	2	2	3	Shoulder strap for easy
ADJUSTMENT	Clip with lever	Clip with lever	Clip with lever	carrying
STIFFNESS	<div><div></div></div>	<div><div></div></div>	<div><div></div></div>	
LENGTH CM	180 cm x 220 cm	180 cm x 220 cm	180 cm x 220 cm	
LENGTH INCH	70.8" x 86.6"	70.8" x 86.6"	70.8" x 86.6"	
BLADE WIDTH	203 mm 8"	206 mm 8.1"	206 mm 8.1"	
BLADE SURFACE	91 in²	93.3 in²	93.3 in²	
BLADE ANGLE	10°	10°	10°	
EDGE PROTECTOR	No	Yes	Yes	



Addict SUP boat rack

Addict SUP BOAT RACK

Item 400019001



FEATURES

Fits 7/8", 1" & 1-1/4" rails • 061 aluminum alloy • Sandblasted anodized • Heat press, die cut, EVA protective foam • Heavy duty shock cords keep boards in place

DRYBAG

10 l 220019001
20 l 220019002
40 l 220019003



FEATURES

Ideal for travelling • 1 shoulder strap • 1 handle • Easy to carry • Keeps your gear dry free of water & dirt • Dimensions 10 l: 17.7" x 7.9" | 45 x 20 cm • Dimensions 20 l: 24.8" x 9.8" | 63 x 25 cm • Dimensions 40 l: 29.9" x 11.8" | 76 x 30 cm

SUP PADDLE FLOAT SUPPORT

Item 486718001



FEATURES

5 mm thick floating foam • Length: 13.6" | 34,5 cm

ALL-IN ONE PADDLE BAG

Item 222019001



FEATURES

Foldable to 100cm to fit your three-piece paddle • Strap for easy carrying • Suited for 3 piece, 2 piece and fixed paddles

SUP BAG

9.4 ft. 222020001
10.6 ft. 222020002
11.6 ft. 222020003

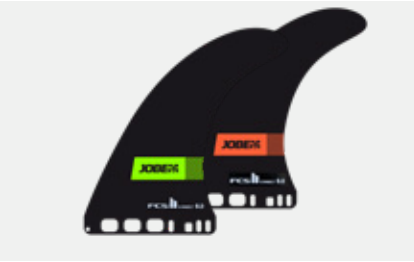


FEATURES

Protective SUP bag • Fully padded for max protection • Extra protection on the nose and tail • Zipper-protection • Nylon cover with a tarpaulin layer to keep your SUP dry • Safety pocket inside for fins and tools • Removable shoulder strap • Paddle holder on the bottom • Fits Titan and Bamboo boards

FCS CENTER SUP FIN 9 INCH

Lime 489921016
Orange 489921017



FEATURES

9" center fin • No extra tools needed to mount • Fits: all Bamboo and Titan boards

SUP FIN 6 INCH • SET 3 PCS

Item 489921018



FEATURES

6" stiff fiberglass center fin with honeycomb core • 4.5" stiff plastic side fins • Fits: 9.4 ft. Bamboo board

WEBBING BUNGEE DOCK TIE

Item 210017035



FEATURES

6 ft | 2,13 m mainline • Stainless steel hooks • Floating mainline • To attach your board to the dock

KAYAK BLADE

Item 486721022



FEATURES

Nylon blade • Aluminium shaft (1.04" | 26,5 mm) • Clip with lever to adjust fast and easy • Fits: all Aluminium and Fusion paddles

SUP LEASH 9FT

Item 480018021



FEATURES

Length 9 ft. / 274 cm • Material: TPU • Key pocket in the foot strap

SUP CART

Item 480019305



FEATURES

Lightweight cart with large removable wheels • Side stability kickstand • EVA bumpers to protect your board • Roll effortlessly because of the stainless steel bearings • Downstrap included

AERO CENTER SUP FIN ORANGE AND LIME

Lime 489921007
Orange 489921008



FEATURES

9" center fin • Fits: all Aero boards

SUP LEASH COIL 10FT LIME AND ORANGE

Lime 489921002
Orange 489921001



FEATURES

10 ft. | 3,04 m coiled leash • Material: TPU • Key pocket in the foot strap

SUP BUNGEE CORD

4-Pack 480021004
White 480021005 Teal 480020013
Lime 480020012 Orange 480020014



FEATURES

Customize your SUP with these bungee cords

VESTS

WITH A PERFECT FIT.

HOW TO CHOOSE

100

MEN

Neoprene vests	103
Unify vests	106
Fragment vests	108
Segmented vests	107
50N Bodywarmer vest	109

WOMEN

Nylon Vest	111
Neoprene vests	112
Unify vests	113
Fragment vests	114
50N Bodywarmer vest	115

UNISEX

4 Buckle vests	117
Dual vests	118
Universal vests	120
Comfort Boating Vest	121
Packages	120, 121

KIDS

Neoprene vests	123
Nylon vests	124
Neoprene safety vest	126
Comfort boating vest	126
Scribble vest	126
50N Bodywarmer	127

PET VEST

121

JOBE'S PERFECT FIT

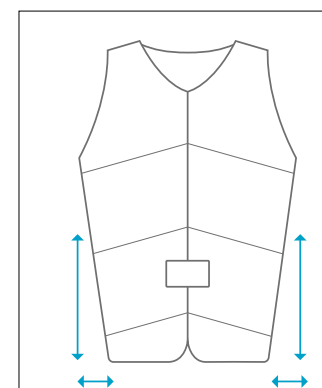
Jobe watersports life vests and buoyancy aid vests have a better fit than ever: Jobe's Perfect Fit. The fit of every Jobe vest is based on scientific research (conducted by TNO, 2015), where people of all sizes and ages were measured and weighted to determine the optimal size for every body type. We took these measures to extend our size range. Every vest is then tested by an official certified institution to make sure it meets the highest quality, comfort and safety standards.

A size for every body!



PERFECT FIT

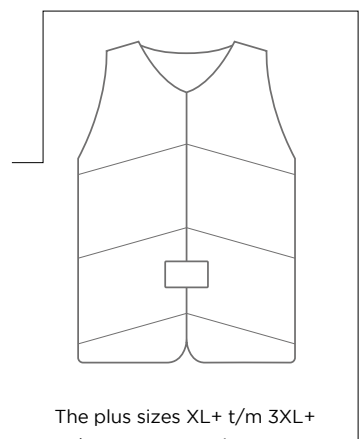
ATHLETE



Size XS t/m XL have
Athlete sizing

MEN PLUS SIZE

Whether you have an athlete or leisure kind of body type; there's always a vest with the right fit for every man and every body out there. Our + range gives just a bit more room so everyone can find their perfect fit!



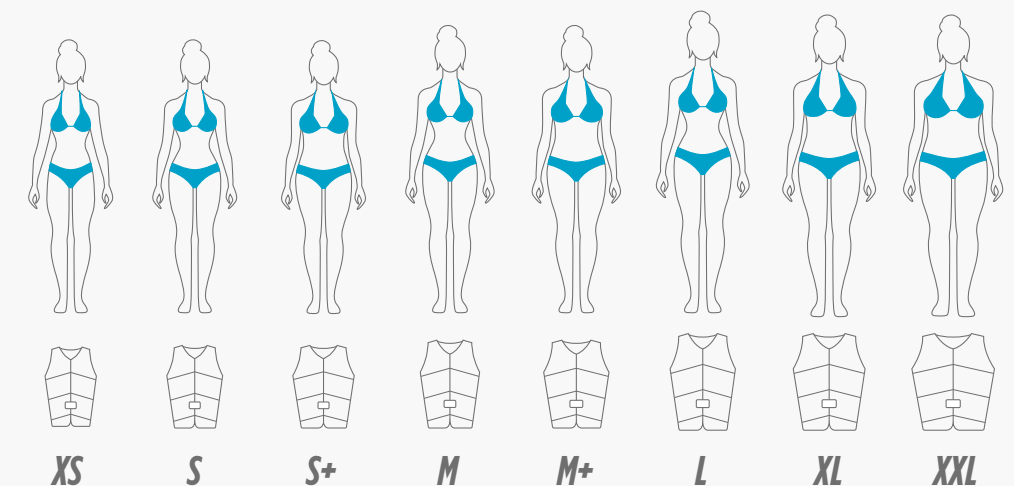
The plus sizes XL+ t/m 3XL+
have extra centimeters
added around the waist to
create a perfect leisure fit

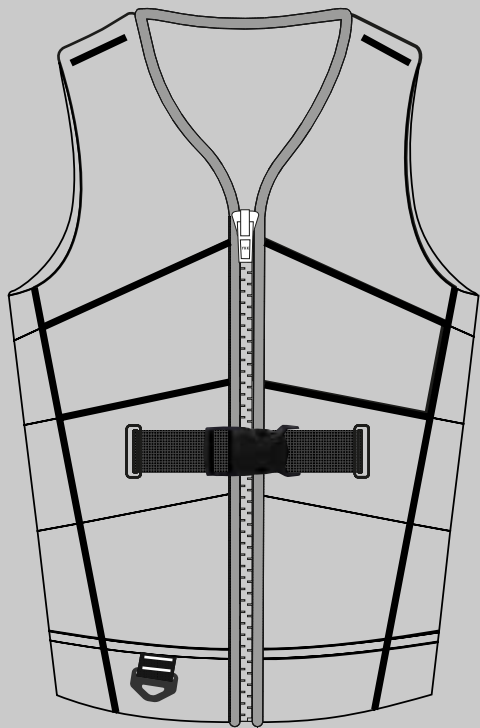
LEISURE

EXTRA SIZES

WOMEN PLUS SIZE

Plus sizes for Women life vests have a different meaning than the men life vests. To create a perfect fit for our female customer we have minimized the grading between the women vests sizing, this resulted into the plus sizes in the women range to ensure you find your perfectly tailored vest.





NEOPRENE MEN

Making a great product even better, is what we do!

The new Neoprene Men Vest is a fusion between our old Neoprene vest and Segmented vest. By combining these, we made a new vest, which offers more freedom of movement, a better fit and better performance. This makes our new neoprene vest a real “bang for your buck” product, which

you won’t find anywhere else!

PREMIUM STRETCH + PVC		STRETCH + PVC		NYLON + PVC	NYLON + EPE	
SUPREME COMFORT		FULL COMFORT		REGULAR COMFORT	BASIC COMFORT	
FRAGMENT		UNIFY		NEOPRENE	4 BUCKLE	DUAL
						UNIVERSAL

MATERIALS



NEOPRENE FABRIC

- High stretch
- Soft to the skin
- Flexible fabric for complete freedom of movement



PVC FOAM

- Durable closed cell foam
- Comfortable & soft



NYLON FABRIC

- Lightweight material
- Quick dry



EPE FOAM

- Lightweight
- Low water absorption

MIX & MATCH

We’ve made sure that all of our vests make a perfect match with different types of wetsuits. So you can start mix and matching to your own liking. Moreover, our vests match with our hardgoods: from towables to wakeboards find your perfect match.



vests 100



NEOPRENE WOMEN

Our new Neoprene Women Vest has a new fit which is designed for the best fit for the ladies.

A new feature this year is that we extended these vests with a whopping 3 cm! More vest, more floating capabilities and a better fit for a great price!



MEN

NEOPRENE VEST MEN LIME GREEN

Item 244922004



SIZE S M L XL XL+ 2XL+ 3XL+



NEOPRENE VEST MEN MIDNIGHT BLUE

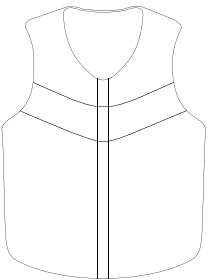
Item 244922003



SIZE S M L XL XL+ 2XL+ 3XL+



COMFORT LEVEL



more info on P 100

FEATURES

- 50N ISO-certified (buoyancy aid)
- Always a perfect fit: more comfort and safety
- Available in plus sizes
- Soft PVC foam
- Front zipper for fast entry
- Soft & flexible neoprene fabric
- Adjustable webbing strap: 1.5" | 3,8 cm (2x)
- Split foam panels for freedom of movement
- Safety D-ring attachment to attach an emergency cord
- Water drainage system
- Strong YKK buckle & YKK zipper
- Made of 30% based limestone neoprene
- Packed in recycled plastic polybag

NEOPRENE VEST MEN GRAPHITE GREY

Item 244922001

NEOPRENE VEST MEN BURGUNDY RED

Item 244922002

NEOPRENE VEST MEN REAL TEAL

Item 244922011

NEW SHAPE

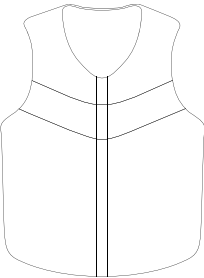


- SIZE XS S M L XL
- XL+ 2XL+ 3XL+ 4XL+ 5XL+

- SIZE S M L XL XL+ 2XL+ 3XL+



COMFORT LEVEL



more info on P 100

FEATURES

- 50N ISO-certified (buoyancy aid)
- Always a perfect fit: more comfort and safety
- Available in plus sizes
- Soft PVC foam
- Front zipper for fast entry
- Soft & flexible neoprene fabric
- Adjustable webbing strap: 1.5" | 3,8 cm (2x)
- Split foam panels for freedom of movement
- Safety D-ring attachment to attach an emergency cord
- Water drainage system
- Strong YKK buckle & YKK zipper
- Made of 30% based limestone neoprene
- Packed in recycled plastic polybag



UNIFY VEST MEN			
Vintage teal	244921006	Red	244921005
Blue	244921007	Black	244921004



COMFORT LEVEL

basic

regular

full

supreme

FEATURES

50N ISO-certified (buoyancy aid) • Comfort of a non-certified vest • Always a perfect fit: more comfort and safety • Available in plus sizes • Soft PVC foam • Front zipper for fast entry • Soft & flexible neoprene fabric • Split foam panels for maximum freedom of movement • Adjustable webbing strap: 1.5" | 3,8 cm • Water drainage system • Inside pocket with waterproof bag connector cord • Safety D-ring attachment to attach an emergency cord • Strong buckle & YKK zipper • Made of 100% based limestone neoprene • Packed in recycled plastic polybag

UNIFY VEST SIDE ENTRY BLACK		SEGMENTED JET VEST BACKSUPPORT MEN	
Item	244921001	Item	244921008



COMFORT LEVEL

basic

regular

full

supreme

FEATURES

50N ISO-certified (buoyancy aid) • Always a perfect fit: more comfort and safety • Available in plus sizes • Soft PVC foam • Side zipper for fast entry & chest protection • Adjustable neoprene waist belt inside the vest for back support • Soft & flexible neoprene fabric • Adjustable webbing strap: 1.5" | 3,8 cm • Split foam panels for maximum freedom of movement • Safety D-ring attachment to attach an emergency cord • Water drainage system • Strong YKK buckle & YKK zipper • Made of 100% based limestone neoprene • Packed in recycled plastic polybag

COMFORT LEVEL

basic

regular

full

supreme

FEATURES

50N ISO-certified (buoyancy aid) • Always a perfect fit: more comfort and safety • Soft PVC foam • Front zipper for fast entry • Soft & flexible neoprene fabric • Split foam panels for maximum freedom of movement • Adjustable neoprene waist belt inside the vest for back support • Intergrated back protector • Low horizontal foam segment to support sitting posture • Adjustable webbing strap: 1.5" | 3,8 cm (2x) • Integrated webbing for a clean look • Safety D-ring attachment to attach an emergency cord • Water drainage system • Strong YKK buckle & YKK zipper • Made of 30% based limestone neoprene • Packed in recycled plastic polybag

FRAGMENT VEST MEN BURGUNDY RED

Item 244922009




SIZE S M L XL+ 2XL+ 3XL+



FRAGMENT VEST MEN MIDNIGHT BLUE

Item 244922010



COMFORT LEVEL basic regular full supreme

FEATURES

50N ISO-certified (buoyancy aid) • Comfort of a non-certified vest • Always a perfect fit: more comfort and safety • Available in plus sizes • Soft PVC foam • Front zipper for fast entry • Water drainage system • Inside pocket with waterproof bag connector cord • Safety D-ring attachment to attach an emergency cord • Lasercut neoprene panels for high end feel on the water • Soft & flexible supreme stretch fabric • Seperated foam panels for maximum freedom of movement • Protective zipper flap and cover • Longer fit • Strong YKK Zipper • Made of 100% based limestone neoprene • Packed in recycled plastic polybag



50 NEWTON BODYWARMER MEN MIDNIGHT BLUE

Midnight Blue 244920023



SIZE XS S M L XL 2XL+ 3XL+



COMFORT LEVEL basic regular full supreme

FEATURES

50N ISO-certified (buoyancy aid) • Always a perfect fit: more comfort and safety • Available in plus sizes • Comfort and fit of a casual bodywarmer • Front zipper for fast entry • Strong and light weight nylon • Water drainage system • Inside pocket with carbine hook (2x) • Safety D-ring attachment to attach an emergency cord • Strong YKK Zipper



The bodywarmer deserves his name due to the 50 Newton floatability.



WOMEN

NYLON VEST WOMEN VINTAGE TEAL

Item 244821001




SIZE XS S S+ M M+ L XL 2XL



COMFORT LEVEL basic regular full supreme

FEATURES
50N ISO-certified (buoyancy aid) • Always a perfect fit: more comfort and safety • Available in plus sizes • Lightweight EPE-foam • Front zipper for fast entry • Strong & lightweight nylon fabric • Short fit for more freedom of movement • Adjustable webbing strap: 1.5" | 3,8 cm (2x) • Water drainage system • Safety D-ring attachment to attach an emergency cord • Strong YKK buckle & YKK zipper • Packed in recycled plastic polybag



NEOPRENE VEST WOMEN ROSE PINK

Item 244922005



SIZE XS S S+ M M+ L XL 2XL 3XL



NEOPRENE VEST WOMEN MIDNIGHT BLUE

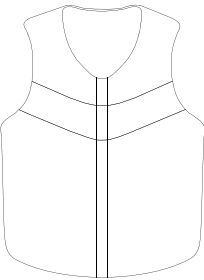
Item 244922006



SIZE XS S S+ M M+ L XL 2XL



COMFORT LEVEL



more info on P 101

FEATURES

- 50N ISO-certified (buoyancy aid)
- Always a perfect fit: more comfort and safety
- Available in plus sizes
- Soft PVC foam
- Front zipper for fast entry
- Soft & flexible neoprene fabric
- Embroidery stitching pattern for luxurions feel
- Adjustable webbing strap: 1.5" | 3,8 cm (2x)
- Safety D-ring attachment to attach an emergency cord
- Water drainage system
- Short fit for more freedom of movement
- Strong YKK buckles & YKK zipper
- Made of 30% based limestone neoprene
- Packed in recycled plastic polybag
- Longer fitting of 3 cm in total length

UNIFY VEST WOMEN HOT PINK

Item 244921003



SIZE XS S S+ M M+ L XL 2XL



COMFORT LEVEL



FEATURES

- 50N ISO-certified (buoyancy aid)
- Comfort of a non-certified vest
- Always a perfect fit: more comfort and safety
- Available in plus sizes
- Soft PVC foam
- Front zipper for fast entry
- Soft & flexible neoprene fabric
- Split foam panels for maximum freedom of movement
- Adjustable webbing strap: 1.5" | 3,8 cm
- Water drainage system
- Inside pocket with waterproof bag connector cord
- Safety D-ring attachment to attach an emergency cord
- Strong YKK buckle & YKK zipper
- Made of 100% based limestone neoprene
- Packed in recycled plastic polybag

UNIFY VEST WOMEN VINTAGE TEAL

Item 244920014



UNIFY VEST WOMEN BLACK

Item 244921002



FRAGMENT VEST WOMEN VINTAGE TEAL

Item 244922007



SIZE XS S S+ M M+ L XL 2XL



COMFORT LEVEL basic regular full supreme

FRAGMENT VEST WOMEN DENIM BLUE

Item 244922008



FEATURES

50N ISO-certified (buoyancy aid) • Comfort of a non-certified vest • Always a perfect fit: more comfort and safety • Available in plus sizes • Separated foam panels for maximum freedom of movement • Lasercut neoprene panels for high end feel on the water • Soft & flexible supreme stretch fabric • Front zipper for fast entry • Protective zipper flap and cover • Water drainage system • Inside pocket with waterproof bag connector cord • Safety D-ring attachment to attach an emergency cord • Longer feminine fit • Strong YKK buckle & YKK zipper • Made of 100% based limestone neoprene • Packed in recycled plastic polybag



50 NEWTON BODYWARMER WOMEN DARK TEAL

Dark teal 244920022



SIZE XS S S+ M M+ L XL 2XL



COMFORT LEVEL basic regular full supreme

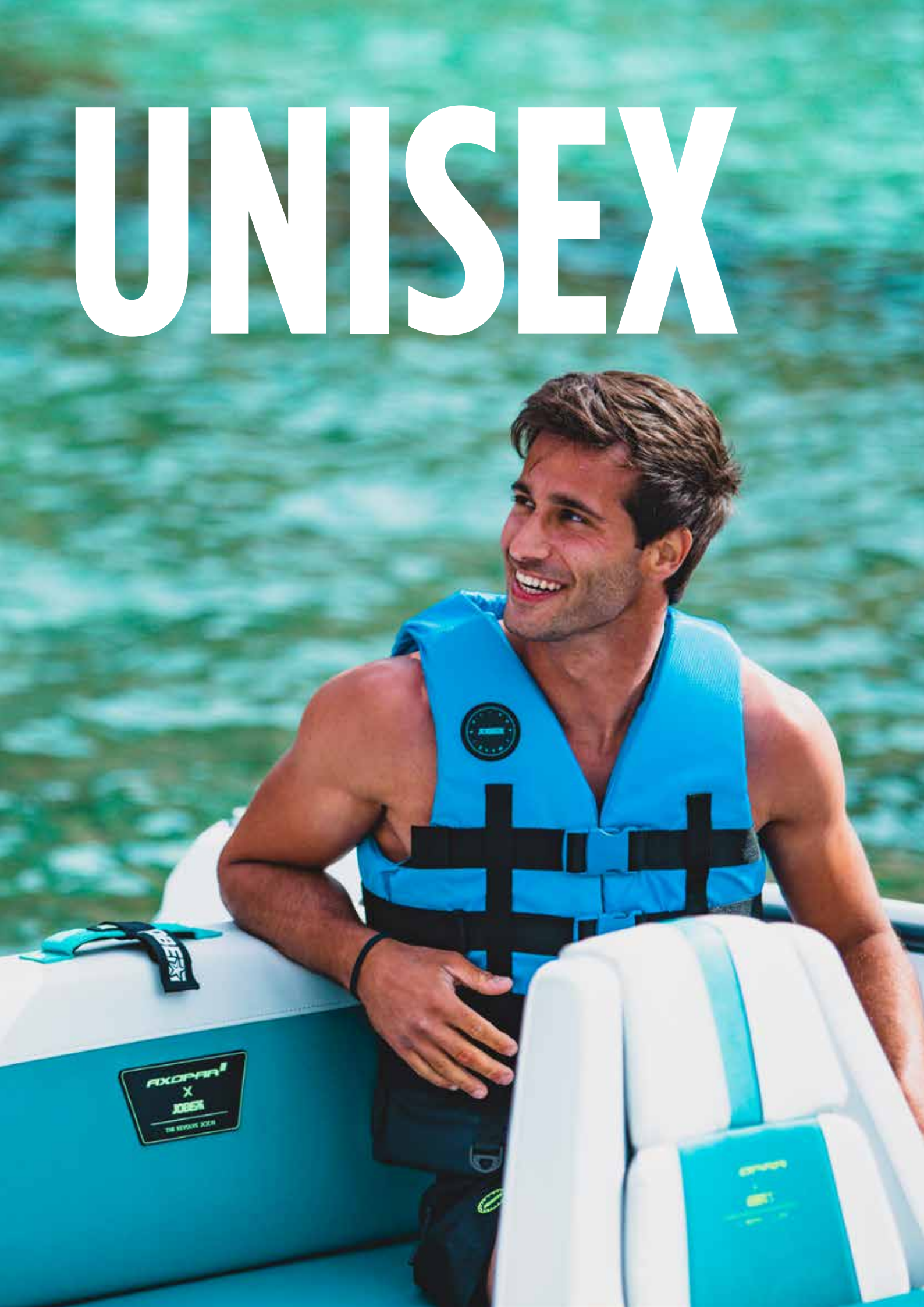
FEATURES

50N ISO-certified (buoyancy aid) • Always a perfect fit: more comfort and safety • Available in plus sizes • Comfort and fit of a casual bodywarmer • Feminine fit • Front zipper for fast entry • Strong and light weight nylon • Water drainage system • Inside pocket with carbine hook (2x) • Safety D-ring attachment to attach an emergency cord • Strong YKK Zipper



The bodywarmer deserves his name due to the 50 Newton floatability.

UNISEX



4 BUCKLE VESTS

Lime 244822001
Teal 244822002

Blue 244822003
Black 244822004



SIZE XS S M L XL 2XL 3XL

SIZE XS S M L XL 2XL 3XL



SIZE XS S M L XL 2XL 3XL

SIZE XS S M L XL 2XL 3XL 4XL



COMFORT LEVEL

basic regular full supreme

FEATURES

- 50N ISO-certified (buoyancy aid) • Always a perfect fit: more comfort and safety
- Soft pvc foam on front & sides, lightweight EPE-foam on back • Strong & lightweight nylon fabric • Ripstop nylon fabric for a luxurious feel • Adjustable webbing strap: 1.5" | 3,8 cm (4x) • Safety D-ring attachment to attach an emergency cord • Water drainage system • Unisex fit • Strong YKK Buckles
- Packed in recycled plastic polybag

		DUAL VESTS	
Lime	244822005	Blue	244822006
Teal	244822007	Black	244822008



SIZE **S/M** **L/XL** **2XL/3XL** **4XL/5XL**



COMFORT LEVEL basic regular full supreme

FEATURES

- 50N ISO-certified (buoyancy aid) • Always a perfect fit: more comfort and safety
- Soft pvc foam on front & sides, lightweight EPE-foam on back • Strong & lightweight nylon fabric • Ripstop nylon fabric for a luxurious feel • Adjustable webbing strap: 1.5" | 3,8 cm (4x) • Safety D-ring attachment to attach an emergency cord • Water drainage system • Unisex fit • Strong YKK Buckles
- Packed in recycled plastic polybag



UNIVERSAL VESTS

Lime Green 244820010



Red 244820009



Blue 244820011



SIZE **UNI**

COMFORT LEVEL basic regular full supreme

FEATURES

50N ISO-certified (buoyancy aid) • Lightweight EPE-foam • Strong & lightweight nylon fabric • Adjustable webbing strap: 1" | 2,5 cm (3x) • Water drainage system • Adjustable sizing due to open sides • Unisex fit • Safety D-ring attachment to attach an emergency cord • Strong YKK Buckles • Packed in recycled plastic polybag

UNIVERSAL PACKAGE

Item 244817771



SIZE **PCS.**

COMFORT LEVEL basic regular full supreme

FEATURES

50N ISO-certified (buoyancy aid) • Package: 4 vests • Lightweight EPE-foam • Strong & lightweight nylon fabric • Adjustable sizing due to open sides • Adjustable webbing strap: 1" | 2,5 cm (3x) • Water drainage system • D-ring for attaching an emergency cord • Unisex fit • One size 30-40 kg • Strong YKK Buckles • Ventilating mesh bag • Packed in recycled plastic polybag

EASY BOATING PACKAGE

Item 244817770



COMFORT LEVEL basic regular full supreme

SIZE **UNI**

FEATURES

100N ISO-certified (life jacket) • Package: 4 vests - Size S/M 2x - Size L/XL 2x • Lightweight EPE-foam • Strong & lightweight nylon fabric • Bright color & reflecting panels for optimal visibility • Whistle in case of emergency • Ventilating transparent bag • Unisex fit

PET VEST

Red 240020001

Hot Pink 240020002



SIZE **XS S M L XL**

FEATURES

Strong & lightweight nylon fabric • EPE-foam • Reflective handle on back of the vest • Adjustable webbing strap: 1" | 2,5 cm • Safety D-ring for attaching a dog leash • Strong YKK buckle & YKK zipper • Packed in recycled plastic polybag

COMFORT BOATING VEST ORANGE

Item 244817579



COMFORT LEVEL basic regular full supreme

SIZE **S M L XL**

FEATURES

100N ISO-certified (life jacket) • Lightweight EPE-foam • Strong & lightweight nylon fabric • Front zipper for fast entry • Adjustable webbing strap: 1.5" | 3,8 cm • Adjustable webbing strap: 1" | 2,5 cm • Crotch strap for optimal safety • Bright color & reflecting panels for optimal visibility • Whistle in case of emergency • Unisex fit • Strong YKK buckle & YKK zipper • Packed in recycled plastic polybag

DOG LEASH

Item 210020001



SIZE **PCS.**

FEATURES

Length 8 ft / 2,43 m • 6 inch / 15,24 cm • Rubber grip handle



KIDS

NEOPRENE VESTS YOUTH

Black	244921009	Hot Pink	244921010
Blue	244921012	Lime Green	244921011
Red	244921013		



COMFORT LEVEL



SIZE



FEATURES

50N ISO-certified (buoyancy aid) • Soft PVC foam • Front zipper for fast entry • Soft & flexible neoprene fabric • Adjustable webbing strap: 1.5" | 3,8 cm (2x) • Water drainage system • Unisex fit • Strong buckles & YKK zipper • Made of 30% based limestone neoprene • Packed in recycled plastic polybag

NYLON VESTS YOUTH

Red	244820002	Lime Green	244820004
Hot Pink	244820003	Blue	244820001



SIZE **UNI**



COMFORT LEVEL

basicregularfullsupreme

FEATURES

50N ISO-certified (buoyancy aid) • Lightweight EPE-foam • Strong & lightweight nylon fabric • Adjustable webbing strap: 1.5" | 3,8 cm (3x) • Water drainage system • Unisex fit • One size 30-40 kg • Strong YKK Buckles • Packed in recycled plastic polybag





NEOPRENE SAFETY VEST YOUTH

Item 244920001

COMFORT LEVEL



SIZE

- XS/S
- M/L

FEATURES

- 100N ISO-certified (life jacket) • EPE-foam • Front zipper for fast entry • Water drainage system • Unisex fit • Crotch strap for optimal safety • Whistle in case of emergency • Bright color & reflecting panels for optimal visibility • Soft & flexible neoprene fabric on the outside and light 3D fabric on the inside • Adjustable webbing strap: 1" | 2,5 cm (2x) • Sizes: XS/S: < 20 kg, M/L: 20-30 kg • Strong YKK buckle & YKK zipper • Packed in recycled plastic polybag



COMFORT BOATING VEST YOUTH

Yellow 244817374
Orange 244817375

COMFORT LEVEL



SIZE

- 4XS
- 3XS/2XS
- XS/S
- M/L

FEATURES

- 100N ISO-certified (life jacket) • Lightweight EPE-foam • Strong & lightweight nylon fabric • Front zipper for fast entry • Adjustable webbing strap: 1.5" | 3,8 cm • Adjustable webbing strap: 1" | 2,5 cm • Crotch strap for optimal safety • Bright color & reflecting panels for optimal visibility • Whistle in case of emergency • Unisex fit • Sizes: 4XS: 3-10 kg, 3XS/2XS: 10-15 kg, XS/S: 15-20 kg, M/L: 20-30 kg • Strong YKK buckle & YKK zipper • Packed in recycled plastic polybag



SCRIBBLE VEST

Item 248917009

COMFORT LEVEL



SIZE

- UNI

FEATURES

- 50N ISO-certified (buoyancy aid) • Lightweight EPE-foam • Front zipper for fast entry • Strong & lightweight nylon fabric • Adjustable webbing strap: 1" | 2,5 cm (2x) • Water drainage system • Unisex fit • Crotch strap for optimal safety • One size 30-40 kg • Strong YKK buckle & YKK zipper

Dark Teal 244920024



SIZE

- 6
- 8
- 10
- 12
- 14
- 16

COMFORT LEVEL



FEATURES

- 50N ISO-certified (buoyancy aid) • Always a perfect fit: more comfort and safety • Comfort and fit of a casual bodywarmer • Front zipper for fast entry • Strong and light weight nylon • Water drainage system • Inside pocket with carbine hook (2x) • Safety D-ring attachment to attach an emergency cord • Strong YKK Zipper

Midnight Blue 244920025



WETSUITS

FASHIONABLY WARM.

HOW TO CHOOSE

131

MEN

Shorties	133
Fullsuits	133, 137
Long johns and jackets	138
Steamers	138
Jet collection	139

WOMEN

Shorties	141
Fullsuits	141, 144
Long johns and jackets	145
Steamers	145

ACCESSOIRES

Drysuit	146
Neoprene jacket	146
Wet geat bag	147
Poncho	147
Neoprene accessoires	147

KIDS

Shorties	149
Fullsuits	150
Steamer	151

FOR ALL WATERSPORTS

With a Jobe wetsuit you can enjoy watersports all year long! The thickness, length, construction and the thermo lining of the suit determines the warmth of a wetsuit. Jobe wetsuits range from 1,5 to 4/3 mm neoprene, so you can hit the water with any temperature.

All Jobe wetsuits have ergonomic panels for optimal freedom of movement and comfort. Perfect for all kind of watersports! On top of that, the collection has fresh colors with bright details that matches with the rest of the Jobe collection.

Mix and find your perfect Match!



D30 SHINPROTECTOR


When you're out on a jet ski, you need a wetsuit to protect you - aside from keeping you warm. With the innovative panels in our Detroit fullsuit 3/2 mm and Toronto Long John 2 mm you get that extra protection with help of the durable D3O material.

Two seperated panels in the knee and shin area have a wide protection range and great comfortability. A strong D3O panel protects the knee and the panel for the shin area is made of D3O LITE and covers a larger surface. D3O LITE is a range of soft, lightweight foams that offer enhanced cushioning and long-term comfort.



LIMESTONE

At Jobe Sports, we use a Limestone based neoprene, which comes with lots of benefits. It's light, warm, it soaks up less water, has more flex and limestone has better isolation qualities. This offers great freedom of movement for the ultimate watersports experience. On top of that this fabric is more resistant to tearing then traditional wetsuits, so it makes them more durable!



WHAT WE'RE MADE OF

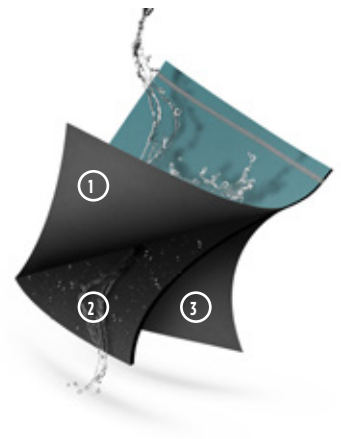
We demand only the best neoprene for our wetsuits. Neoprene is the most important determinant of stretch and because we believe you should comfortably perform water sports, Jobe wetsuits all have a great level of stretch. Enjoy the comfort and flexibility of how we incorporate stretch in our wetsuits.



REGULAR STRETCH

- 1. Polyester top layer
- 2. Cr foam for a comfortable feeling
- 3. Polyester bottom layer


REGULAR STRETCH



FULL STRETCH

- 1. Polyester top layer for excellent stretch, a smooth feeling and a soft touch
- 2. Scr foam for a comfortable feeling
- 3. Stretch polyester bottom layer


FULL STRETCH



SUPREME STRETCH

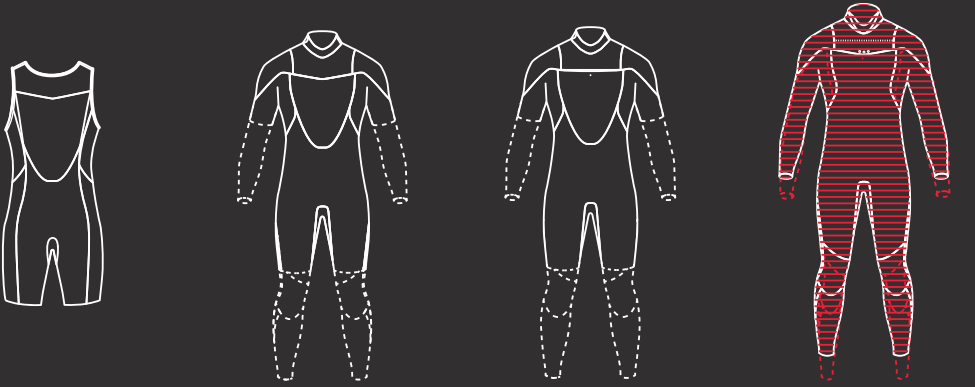
- 1. Stretch polyester top layer for excellent stretch, a smooth feeling and a soft touch
- 2. Cr foam for a comfortable feeling and extra stretch
- 3. Stretch polyester bottom layer with a thermo finish

SUPREME STRETCH



CHOOSE YOUR WETSUIT

Choosing your wetsuits is dependent on the water temperature and the type of water sports you want to perform. Wakeboarding or slalom skiing demands a higher level of stretch than laying on a tube. Therefore, you want to look for the level of stretch in a wetsuit. Besides that, a chest zip gives more flexibility to the wetsuit, while a back zip means the wetsuit is easier to put on. Knowing the temperature of the water is very important. Colder temperatures require more high end wetsuits like our steamers that use a lot of techniques to keep you warm. Enjoying a tubing day in the summer? Then look for a shorty wetsuit instead.



WATER TEMPERATURE



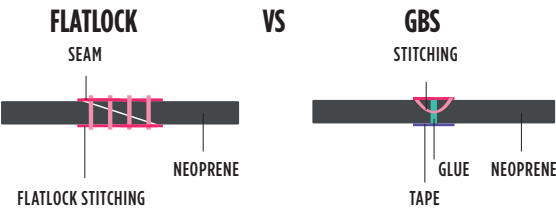
FILLED WITH FEATURES & TECHNIQUES

A wetsuit protects your body & keeps your body warm in the water. Jobe wetsuits are produced from the highest quality neoprene. As a result, the overall level of stretch is much higher than normally used. On top of that all wetsuits are developed with specific ergonomic panels for optimal freedom of movement and comfort in each design. But it doesn't stop there; we also use drainage thermo inner lining in our steamers to keep you optimally warm. This technique quickly drains the cold water and keeps your body heat. Also we have strengthened our seams to ensure durability use.

Discover your perfect Jobe wetsuit that matches the level of stretch and warmth you need!

STITCHING TECHNIQUES

The stitching of the seams is an important determinant of the warmth and flexibility of the wetsuit. Flatlock stitching is most common and it is a super durable technique. Flatlock stitching perforates the neoprene which means water might still enter the wetsuit. Therefore, we use the GBS technique in our high end wetsuits to give extra flexibility and that are meant to keep you warm. GBS stands for glued and blind stitched. The neoprene is first glued and afterwards it's stitched. The stitching is only down half through so it doesn't perforates the neoprene. Water does not enter the wetsuit that way and that is what you want in cold water temperatures.



MEN



ATLANTA SHORTY 2MM

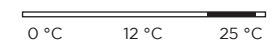
Item 303620001



STRETCH



WATER TEMPERATURE



SIZE


S M L XL 2XL 3XL

FEATURES

CE certified • Regular stretch neoprene • Durable flatlock seams • Strengthening tape inside • Back zipper for fast entry • Made of 50% based limestone neoprene • Packed in recycled plastic polybag

ATLANTA FULLSUIT 2MM

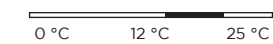
Item 303520001



STRETCH



WATER TEMPERATURE



SIZE

S M L XL 2XL 3XL

FEATURES

CE certified • Regular stretch neoprene • Durable flatlock seams • Strengthening tape inside • Back zipper for fast entry • Protective strong knee pads • Made of 50% based limestone neoprene • Packed in recycled plastic polybag

PERTH SHORTY 1.5MM

Item 303621004



PERTH SHORTY CHESTZIP 3|2MM

Item 303620003



PERTH SHORTY 3|2MM

Graphite Grey 303621002

Red 303621003

Blue 303621001

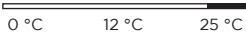
Teal 303621009



STRETCH



WATER TEMPERATURE



SIZE

- S M L XL 2XL 3XL

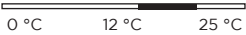
FEATURES

1,5 mm full stretch neoprene • Durable flatlock seams • Back zipper for fast entry • Strengthening tape inside • Made of 50% based limestone neoprene • Packed in recycled plastic polybag

STRETCH



WATER TEMPERATURE



SIZE

- S M L XL 2XL

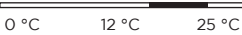
FEATURES

Chest zipper for max flex & minimal water entry • 3 mm neoprene on chest & back, 2 mm on other panels • Full stretch neoprene • Durable flatlock seams • Strengthening tape inside • Made of 50% based limestone neoprene • Packed in recycled plastic polybag

STRETCH




WATER TEMPERATURE



FEATURES

3 mm neoprene on chest & back, 2 mm on other panels • Full stretch neoprene • Durable flatlock seams • Strengthening tape inside • Back zipper for fast entry • Made of 50% based limestone neoprene • Packed in recycled plastic polybag



SIZE GRAPHITE GREY

- XS S M L XL 2XL 3XL 4XL

SIZE RED

- S M L XL 2XL 3XL

SIZE BLUE

- S M L XL 2XL 3XL

SIZE TEAL

- S M L XL 2XL 3XL

PERTH FULLSUIT CHESTZIP 3|2MM

Item 303520004



STRETCH

basic regular full supreme

WATER TEMPERATURE

0 °C 12 °C 25 °C

SIZE

S M L XL 2XL


FEATURES

Chest zipper for max flex & minimal water entry • 3 mm neoprene on chest & back, 2 mm on other panels • Full stretch neoprene • Durable flatlock seams • Strengthening tape inside • Protective strong knee pads • Made of 50% based limestone neoprene • Packed in recycled plastic polybag



PERTH FULLSUIT 3|2MM

Graphite Grey 303521003 Red 303521001 Blue 303521002



STRETCH

basic regular full supreme

WATER TEMPERATURE

0 °C 12 °C 25 °C

SIZE GRAPHITE GREY

XS S M L XL 2XL 3XL 4XL

SIZE RED

S M L XL 2XL 3XL

SIZE BLUE

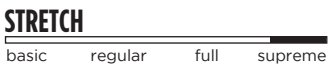

S M L XL 2XL 3XL

FEATURES

3 mm neoprene on chest & back, 2 mm on other panels • Full stretch neoprene • Durable flatlock seams • Strengthening tape inside • Back zipper for fast entry • Protective strong knee pads • Made of 50% based limestone neoprene • Packed in recycled plastic polybag

YUKON FULLSUIT BACKZIP 4|3MM

Item 303522004

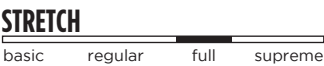


FEATURES

Drainage thermo inner lining: warm & dry (full wetsuit) • Glued & blind stitched seams: no water entry through seams • Neoprene taped seams inside for maximum warmth, strength & protection • Available in tall sizes • Back zipper for fast entry • 4 mm neoprene on chest & back, 3 mm on other panels • Supreme stretch neoprene • Comfy minimal seam technology • Adjustable & detachable ankle straps • Protective strong knee pads • Water drainage system • Water blocking wrist cuffs • Key pocket with elastic cord • Made of 100% based limestone neoprene • Packed in recycled plastic polybag

TORONTO LONG JOHN 2MM

Item 303821001

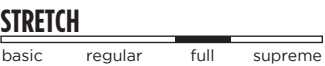


FEATURES

2 mm full stretch neoprene • Durable flatlock seams • Improved velcro shoulder entry • Breathable back knees • Protective strong knee pads • Large armholes for maximum freedom of movement • Made of 50% based limestone neoprene • Packed in recycled plastic polybag

TORONTO JACKET 2MM

Item 303821002

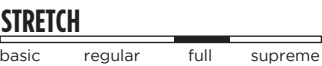
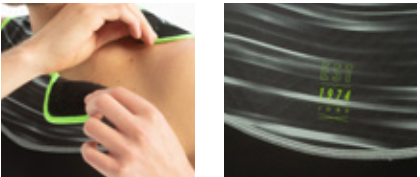


FEATURES

2 mm full stretch neoprene • Durable flatlock seams • Front zipper for fast entry • Made of 50% based limestone neoprene • Packed in recycled plastic polybag

TORONTO JET LONG JOHN 2MM SHINPROTECTOR

Item 303821003

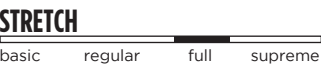


FEATURES

2 mm full stretch neoprene • Durable flatlock seams • Strengthening tape inside • Velcro shoulder entry • Breathable back knees • D3O Shin & Knee protection (www.d3o.com) • Large armholes for maximum freedom of movement • Extra comfortable & extra long shin panel • Made of 50% based limestone neoprene • Packed in recycled plastic polybag

TORONTO JET JACKET FRONTZIP 2MM

Item 303821004




FEATURES

2 mm full stretch neoprene • Durable flatlock seams • Front zipper for fast entry • Made of 50% based limestone neoprene • Packed in recycled plastic polybag

DETROIT JET FULLSUIT PRE-SHAPED ARMOR 3|2MM

Item 303521004



FEATURES

3 mm neoprene on chest & back, 2 mm on other panels • Pre-curved Jetski stance shape for optimal comfort • D3O impact protectors on shins, knees, elbows & shoulders (www.d3o.com) • Soft, flexible & breathable stitched seams • Extra comfortable & extra long shin panel • Strengthening tape inside • Back zipper for fast entry • Water drainage system • Made of 50% based limestone neoprene • Packed in recycled plastic polybag



WOMEN

SAVANNAH SHORTY 2MM

Item 303620002



SAVANNAH FULLSUIT 2MM

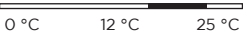
Item 303520002



STRETCH



WATER TEMPERATURE



SIZE

- S
- M
- L
- XL
- 2XL

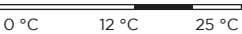
FEATURES

CE certified • Regular stretch neoprene • Durable flatlock seams • Strengthening tape inside • Back zipper for fast entry • Feminine fit • Made of 50% based limestone neoprene • Packed in recycled plastic polybag

STRETCH



WATER TEMPERATURE



SIZE

- S
- M
- L
- XL
- 2XL

FEATURES

CE certified • Regular stretch neoprene • Durable flatlock seams • Strengthening tape inside • Back zipper for fast entry • Protective strong knee pads • Feminine fit • Made of 50% based limestone neoprene • Packed in recycled plastic polybag

SOFIA SHORTY 1.5MM

Item 303621011



SOFIA SHORTY SHORT 2MM

Vintage Teal 303622004



SOFIA SHORTY LONGSLEEVE 3|2MM VINTAGE TEAL

Item 303622003



SOFIA SHORTY 3|2MM

Rose pink 303622002



Midnight Blue 303622001



STRETCH

basic regular full supreme

WATER TEMPERATURE

0 °C 12 °C 25 °C

SIZE

XS S M L

FEATURES

1.5 mm full stretch neoprene • Durable flatlock seams • Strengthening tape inside • Back zipper for fast entry • Feminine fit • Made of 50% based limestone neoprene • Packed in recycled plastic polybag



STRETCH

basic regular full supreme

WATER TEMPERATURE

0 °C 12 °C 25 °C

SIZE

XS S M L

FEATURES

2 mm supreme stretch neoprene • Durable flatlock seams • Strengthening tape inside • Short front zipper • Feminine fit • Made of 50% based limestone neoprene • Packed in recycled plastic polybag



STRETCH

basic regular full supreme

WATER TEMPERATURE

0 °C 12 °C 25 °C

SIZE

XS S M L

FEATURES

3 mm neoprene on chest & back, 2 mm on other panels • Full stretch neoprene • Durable flatlock seams • Strengthening tape inside • Back zipper for fast entry • Water blocking wrist tape • Feminine fit • Made of 50% based limestone neoprene • Packed in recycled plastic polybag



STRETCH

basic regular full supreme

WATER TEMPERATURE

0 °C 12 °C 25 °C

SIZE

XS S M L XL 2XL

FEATURES

3 mm neoprene on chest & back, 2 mm on other panels • Full stretch neoprene • Durable flatlock seams • Strengthening tape inside • Back zipper for fast entry • Feminine fit • Made of 50% based limestone neoprene • Packed in recycled plastic polybag



SIZE

S M L XL

Midnight Blue	303522001	Rose Pink	303522003	Vintage Teal	303522002
---------------	-----------	-----------	-----------	--------------	-----------





A horizontal number line with three points marked: 0 °C, 12 °C, and 25 °C. The segment between 12 °C and 25 °C is shaded black.

S M L XL XS S M L XL 2XL S M L XL

3 mm neoprene on chest & back, 2 mm on other panels • Full stretch neoprene • Durable flatlock seams
• Strengthening tape inside • Back zipper for fast entry • Protective strong knee pads • Feminine fit •
Made of 50% based limestone neoprene • Packed in recycled plastic polybag

Item 303522007




basic	regular	full	supreme
-------	---------	------	---------

0 °C 12 °C 25 °C

S M L XL

Chest zipper for max flex & minimal water entry • 3 mm neoprene on chest & back, 2 mm on other panels • Full stretch neoprene • Durable flatlock seams • Strengthening tape inside • Protective strong knee pads • Feminine fit • Made of 50% based limestone neoprene • Packed in recycled plastic polybag

Item 303821005



basic regular full supreme

A horizontal temperature scale with markings at 0 °C, 12 °C, and 25 °C. The segment between 12 °C and 25 °C is shaded black.

XS S M L XL

Long John: 2 mm supreme stretch neoprene • Durable flatlock seams • Improved velcro shoulder entry • Breathable back knees • Protective strong knee pads • Feminine fit • Large armholes for maximum freedom of movement • Made of 50% based limestone neoprene

Jacket: 2 mm supreme stretch neoprene • Durable flatlock seams • Front zipper for fast entry • Feminine fit • Made of 50% based limestone neoprene • Packed in recycled plastic polybag

Item 303821006



basic regular full supreme

S M L XL 2XL

Drainage thermo inner lining: warm & dry (full wetsuit) • Glued & blind stitched seams: no water entry through seams • Neoprene taped seams inside for maximum warmth, strength & protection • Back zipper for fast entry • 4 mm neoprene on chest & back, 3 mm on other panels • Supreme stretch neoprene • Comfy minimal seam technology • Strengthening tape inside • Adjustable & detachable ankle straps • Protective strong knee pads • Key pocket with elastic cord • Feminine fit • Water blocking wrist cuffs • Water drainage system • Made of 100% based limestone neoprene • Packed in recycled plastic polybag



DRYSUIT

Item 303719001



NEOPRENE JACKET

Item 300017550



WET GEAR BAG

Item 220017001



PONCHO

Item 560021001



FEATURES

Waterproof tarpaulin bag • 2 webbing handles for easy carrying • Take your wet gear with you

SIZE

UNI

FEATURES

Soft & quick dry fabric • Keeps you warm • Towel for changing • One size • 90% organic cotton, 10% polyester

NEOPRENE SHORT

Item 300017150



NEOPRENE SOCKS

Item 300017554



NEOPRENE HOOD

Item 300020001



WATER TEMPERATURE

0 °C 12 °C 25 °C

STRETCH

basic regular full supreme

SIZE

XS S M L XL 2XL

FEATURES

Waterproof taped seams • Water repellent tricot coated fabric • Latex neck, wrists and ankles to block water entry • Waterproof zipper at the back • Adjustable velcro wrists & ankles • 210 denier breathable nylon fabric combined on main body, 400D polyester on other parts • Packed in recycled plastic polybag

SIZE

S M L XL

FEATURES

Warm thermo inner lining • 1.5 mm full stretch neoprene • Durable flatlock seams • Water repellent & wind proof outer fabric • Front zipper for fast entry • Adjustable wrist closing • Packed in recycled plastic polybag

SIZE

S M L XL 2XL 3XL

FEATURES

2 mm supreme stretch neoprene • Durable flatlock seams • Packed in recycled plastic polybag

SIZE

S M L

FEATURES

Glued & blind stitched seams: no water entry through seams • 3 mm full stretch neoprene • Pre-curved shape for optimal comfort • Unisex fit • Packed in recycled plastic polybag

SIZE

S M L

FEATURES

Glued & blind stitched seams: no water entry through seams • Perforated ear holes • Supreme stretch neoprene • Packed in recycled plastic polybag



KIDS


BOSTON SHORTY 2MM

Teal 303621008

Red 303621006

Hot Pink 303621007

Blue 303621005



STRETCH

basic regular full supreme

WATER TEMPERATURE

0 °C 12 °C 25 °C

SIZE

104 116 128 140 152 164 176

FEATURES

CE certified • 2 mm full stretch neoprene • Durable flatlock seams • Strengthening tape inside • Back zipper for fast entry • Unisex fit • Made of 50% based limestone neoprene • Packed in recycled plastic polybag


BOSTON FULLSUIT 3|2MM

Hot Pink 303521009

Red 303521008

Blue 303521007

Teal 303521010



STRETCH

basic

regular

full

supreme

WATER TEMPERATURE

0 °C

12 °C

25 °C

SIZE

104

116

128

140

152

164

176

FEATURES

CE certified • 3 mm neoprene on chest & back, 2 mm on other panels • Full stretch neoprene • Durable flatlock seams • Strengthening tape inside • Back zipper for fast entry • Protective strong knee pads • Unisex fit • Made of 50% based limestone neoprene • Packed in recycled plastic polybag

MALMÖ FULLSUIT 5|3MM

Item 303522006



STRETCH

basic

regular

full

supreme

WATER TEMPERATURE

0 °C

12 °C

25 °C

SIZE

L

XL

2XL

3XL

FEATURES

Warm thermo inner lining (chest & back) • Glued & blind stitched seams: no water entry through seams • Chest zipper for max flex & minimal water entry • 5 mm neoprene on chest & back, 3 mm on other panels • Supreme stretch neoprene • Comfy minimal seam technology • Key pocket with elastic cord • Strengthening tape inside • Protective strong knee pads • Water blocking wrist & ankle tape • Water drainage system • Unisex fit • Made of 100% based limestone neoprene • Packed in recycled plastic polybag



MULTI POSITION BOARDS

AN UNLIMITED AMOUNT OF FUN IN JUST ONE BOARD.

HOW TO CHOOSE 153

MULTI POSITION BOARDS 154

ACCESSORIES 154

MEET THE JOBE MULTIPOSITION BOARDS

STIMMEL



OMNIA



CHIPPER



STIMMEL VS. OMNIA

The Stimmel is our classic multi position board with removable surf fins. It's big brother, the Omnia, is produced with the same techniques as our wakeboard collection and has therefor similar great features. The Omnia is lighter, has a stronger core, contains removable footstraps and the board is more playful!

UNIQUE TOW POINTS AND INTEGRATED SIDE HANDLES

Our unique tow points makes the start so easy! Simply put the handle in the tow point, grab the side handles and the boat pulls you out of the water.

Our unique tow points come in 2 different designs. One of the Stimmel & Omni and one specially for the Chipper!

ROTOMOLDED VS. COMPRESSION MOLDED

Our Stimmel & Chipper are roto molded which makes both boards super strong and durable. Our Omnia board is compression molded which makes it strong, thin and light resulting in a playful and responsive board.



STIMMEL MULTI POSITION BOARD

Item 252522001 Package 258822001



PLAYFULNESS



POSITIONS



FEATURES

Removable surf fins • injection molded side handle with integrated Tow-hook • Comfortable anti-slip EVA deck • All-in-one product • Weight: 7 kg | 15.4 lbs • Dimensions: 135 cm x 57 cm x 5 cm | 53.15" x 22.44" x 1.97"

PACKAGE CONTAINS

Tow Hook Handle



MULTI PADDED BOARD BAG

Item 220021001



FEATURES

Super strong 600D nylon • Fully padded for max protection • Big front pocket with zipper • Extra long zipper • Water drains • Tie-down straps • Fits all Jobe kneeboards, wakeboards, wakesurfers and most multi position boards • Easy-to-carry comfortable straps • Dimensions: 65" x 23.6" x 2.4" | 165 x 60 x 6 cm

OMNIA MULTI POSITION BOARD

Item 252322001



PLAYFULNESS



POSITIONS




FEATURES

Highpress core • Fiberglass • Thin profiled maneuverable shape • Injection molded side handle with integrated tow-hook • Easy slip-in removable foot straps • Comfortable anti-slip EVA deck • All-in-one product • Weight 5,8 kg | 12.8 lbs • Dimensions: 58" x 23.25" x 3.5" | 147 x 59 x 9 cm

TOW HOOK HANDLE

Item 211222003



FEATURES

15 inch | 38,1 cm wide handle • 27,4 mm thick round grip • EVA profiled handle grip • 16 strand main line • 65 ft | 19,81 m main line with 2 extensions 5 ft | 1,5 m • Super-durable rubber tow hook handle for easy starts • Fits the Jobe Slash, Sentry, Omnia and Stimmel

CHIPPER MULTI POSITION BOARD WITH HANDLE

Package 252520002



PLAYFULNESS



POSITIONS



FEATURES

Board includes rope and handle • Plastic rotomolded • Tow point for easy starts and towing • Nylon webbing side handle • Comfortable EVA traction pad provides a great foothold • Channel bottom design • All-In-One product • Diameter: 39.4" | 100 cm



DISCOVER THE DIFFERENT WATERSPORTS POSITIONS OF THE OMNIA & STIMMEL & CHIPPER

Turn, twist and jump: everything's possible with the Jobe multiposition boards. You can use it to water ski, kneeboard, lay down and ride like a towable, wakeboard, wakesurf, sit on it and so much more. Find your position and go play!



KNEEBOARDS

THESE DO THE TRICK.

HOW TO CHOOSE	157
KNEEBOARDS	158
ACCESSORIES	160

CHOOSE YOUR KNEEBOARD



SLASH

The new Slash is an easy to ride board with a fast learning curve. This board is fast, super playfull and its winged outline is great for carving!



SENTRY

The shape and base of the Sentry has a great forgiving feel, while the twin tip design allows you to play around.



PROPHECY

Your entry way to a wide range of tricks! The Prophecy is a light and stable board that is playfull and perfect for tricks.



STAGE

Our high-end kneeboard with a hybrid core makes the Stage our lightest board with the best response. For those who demand the best!

NEW SLASH

"It's just a kneeboard".... WRONG! The all new Slash is a brand new concept with great turning capabilities. Forget those standard kneeboard shapes, the Slash is a unique shape for the kneeboard market and is made to "Slash" some turns!



EASY START

Both the Slash and Sentry feature an integrated tow hook which make an easy start possible.

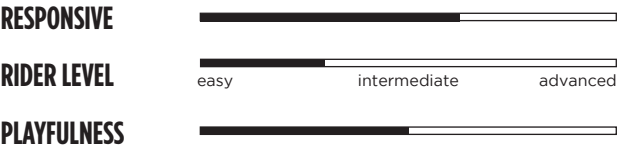
ROTO MOLDED VS COMPRESSION MOLDED

The Slash and Sentry boards have a rotomolded foam injection, which gives the boards extra buoyancy and durability.

Our high end kneeboards are produced with the same techniques as our wakeboard collection and has therefor similar great features.. The high-press core is covered in Tri-tech fiberglass to produce a light and thin board ensuring a strong product with the best response and playfulness.

SLASH KNEEBOARD

Teal 252522002 Package 258822002



FEATURES

Easy start tow hook • Comfortable EVA foam kneepad • Deep center channel for stability • Winged outline for extra playfulness and slashing through the water

• Max rider weight 100 kg | 220.5 lbs • Size: 124 cm x 51,5 cm | 48" x 20.3"

PACKAGE CONTAINS

Transparent Kneeboard Bag • Universal Vest Red • Tow Hook Handle



Lime Green 252522003

Package 258822003



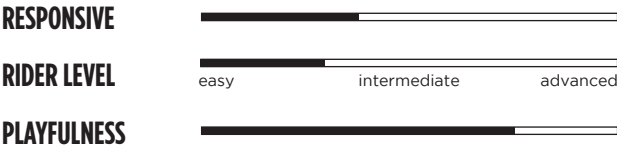
PACKAGE CONTAINS

Transparent Kneeboard Bag • Universal Vest Red • Tow Hook Handle



SENTRY KNEEBOARD

Item 252721001 Package 258822006



FEATURES

Easy start handle hook • Fully padded single kneeboard strap • Comfortable EVA foam knee pad • Molded fins for extra traction • Twin tip • Max rider weight 120 kg | 264.6 lbs

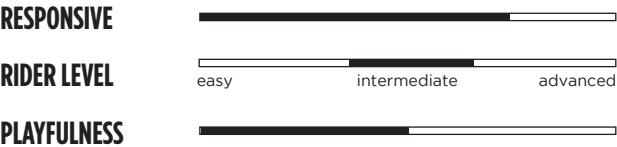
PACKAGE CONTAINS

Transparent Kneeboard Bag • Universal Vest blue • Tow Hook Handle



PROPHECY KNEEBOARD

Item 252321002




FEATURES

High press core • Fully padded single kneeboard strap • Tri-tech fiberglass

• Comfortable EVA foam knee pad • Molded fins and deep channels for extra traction • Max rider weight 120 kg • Made with 100% solar power

STAGE KNEEBOARD

Item 252321001



RESPONSIVE



RIDER LEVEL



PLAYFULNESS



FEATURES

Hybrid core: foam and wood mix • Fully padded single kneeboard strap • Tri-Tech fiberglass • Flex construction • Comfortable EVA foam knee pad • ABS impact rails • Max rider weight: 120 kg | 265 lbs • Made with 100% solar power

MULTI PADDED BOARD BAG

Item 220021001



TOW HOOK HANDLE

Item 211222003



FEATURES

Super strong 600D nylon • Fully padded for max protection • Big front pocket with zipper • Extra long zipper • Water drains • Tie-down straps • Fits all Jobe kneeboards, wakeboards, wakesurfers and most multi position boards • Easy-to-carry comfortable straps • Dimensions: 65" x 23.6" x 2.4" | 165 x 60 x 6 cm

FEATURES

15 inch / 38,1 cm wide handle • 27,4 mm thick round grip • EVA profiled handle grip • 16 strand main line • 65 ft | 19,81 m main line with 2 extensions 5 ft | 1,5 m • Super-durable rubber tow hook handle for easy starts • Fits the Jobe Slash, Sentry, Omnia and Stimmel



WATERSKI

NEVER GETS OLD.

HOW TO CHOOSE

SKIS

Slalom skis 163
Combo skis 168
Trainers 164

BINDINGS

170

ACCESSORIES

170



ORIGIN OF JOBE

Back in '74, pro water-skier Jeff Jobe founded the brand with the belief that we can do better, be better, make better products. Fast forward to 2022 and we still believe this to be true and strive to innovate and make the best products on the market.

COMBO SKIS

EASY

INTERMEDIATE

ADVANCED



BUZZTRAINERS



HEMI TRAINERS



HEMI COMBO SKIS



ALLEGRE COMBO SKIS



MODE COMBO SKIS

SLALOM SKIS

BEGINNER

INTERMEDIATE

ADVANCED



MODE SLALOM SKI



BARON SLALOM SKI



ENCORE SLALOM SKI

TOE STRAP

The extra molded overlay adds more durability which is usefull when you let go of your combo ski to continue slalom skiing.

OUTLINES

Our ski's come with a tapered outline, ensuring the best time out on the water! A wide nose which runs narrow towards the tail of the ski give the ski it's floating capabilities and make sure the nose of your ski doesn't dive underwater. Add some extra rocker in the nose of your ski and you've got yourself one of the best pieces of watersports gear out there.

TECHNOLOGY

Our range of ski's come with the best tech to ensure the best ride. The outline might give the ski's their floatation but the tech on the inside make for the dampening and response. A rim injection combined with metal rods for better response, bright fins for visibility, V-bottom for better traction and that's just the tip of the iceberg!



ALLEGRE COMBO SKIS RED

Item 203322002
Package 208822003



ALLEGRE COMBO SKIS TEAL

Item 203322003
Package 208822002





ALLEGRE COMBO SKIS BLUE

Item 203322001
Package 208822001



PACKAGE CONTAINS

Combo skis, Transparant Combo Bag, Ski Combo Transfer, Universal Vest



SIZE 67"

SIZE 59" 67"

SIZE 67"

FEATURES

Recreational level water skis • For both combo and entry-level slalom skiing • Bright fins for extra visibility • Comfortable front toe and adjustable heel • Extra overlay for durability • Slalom toe • Glossy protective top finish • Rim injection construction with metal rods for extra stiffness • V bottom design for easy edge to edge and better tracking • Adjustable binding fits size: 59": US 1-6 | Europe 32-40 • Adjustable binding fits size: 65": US 5,5-14 | Europe 36-47 • Weight Range 59": < 55 kg, 67": > 50 kg • Graphic printed with ecofriendly waterbased ink • Made with the use of solar power



HEMI COMBO SKIS

Item 202422001



RESPONSIVE

RIDER LEVEL

easy

intermediate

advanced

SIZE

59"

65"

FEATURES

Beginner level water skis • Bright fins for extra visibility • Comfortable front toe and adjustable heel • Extra overlay for durability • Slalom toe • Glossy protective top finish • Rim injection construction with metal rods for extra stiffness • Wide profile for easy starts • Tunnel design for easy edge to edge and better tracking • Adjustable binding fits size: 59": US 1-6 | Europe 32-40 • Adjustable binding fits size: 65": US 5,5-14 | Europe 36-47 • 59" Incl: stabilizer bar • Weight range 59": < 55 kg | 65": > 50 kg • Graphic printed with ecofriendly waterbased ink • Made with the use of solar power

MODE COMBO SKIS

Item 203222001



RESPONSIVE

RIDER LEVEL

easy

intermediate

advanced

SIZE


67"

FEATURES

Sport level waterskis • Bright fins for extra visibility • Comfortable and supportive rubber fixed binding • Slalom toe • Glossy protective top finish • Rim injection construction with metal rods for extra stiffness • V bottom design for easy edge to edge and better tracking • Binding size: US 5,5-14 | EU 36-47 • Weight range: 67" > 50 kg • Graphic printed with ecofriendly water-based ink • Made with the use of solar power

HEMI TRAINERS

Item 202422002



RESPONSIVE

RIDER LEVEL

easy

intermediate

advanced

SIZE

46"

FEATURES

Beginner level water skis for kids • Bright fins for extra visibility • Comfortable front toe and adjustable heel • Extra overlay for durability • Glossy protective top finish • Rim injection construction with metal rods for extra stiffness • Wide profile for easy starts • Tunnel design for easy edge to edge and better tracking • Including rope, handle and stabilizing bar • Adjustable binding fits size: US 3-6 | EU 29-36 • Graphic printed with ecofriendly waterbased ink • Made with the use of solar power

BUZZ TRAINERS WATERSKIS

Item 203421001



RESPONSIVE

RIDER LEVEL

easy

intermediate

advanced

SIZE

46"

FEATURES

Beginner level combo skis for kids • Bright fins for extra visibility • Comfortable front toe and adjustable heel • Wood construction • Including rope, handle and stabilizing bar

MODE SLALOM SKI + BINDING

Item 262522001



RESPONSIVE

RIDER LEVEL

SIZE 67"

FEATURES
Beginner level slalom ski • Bright slalom ski fin for extra visibility • Comfortable rubber fixed binding • Glossy protective top finish • Rim injection construction with metal rods for extra stiffness • V bottom design for easy edge to edge and better tracking • Binding size: US 6-14 / Europe 36-47 • Graphic printed with ecofriendly waterbased ink • Made with the use of solar power

BARON SLALOM SKI

Item 262322001



RESPONSIVE

RIDER LEVEL

SIZE 67" 69"

FEATURES
3-stage flex pattern to give you stiffness where you need • Foam Core • Recreational level slalom skis • Edge-to-edge concave for better traction • Standard aluminium slalom fin • High press fiberglass molded • Made with 100% solar power

ENCORE SLALOM SKI

Item 262322002



RESPONSIVE

RIDER LEVEL

SIZE 67" 68"

FEATURES
PU Core • Sport level slalom ski • 3 Stage flex pattern gives you stiffness where you need it • 50/50 carbon infused fiberglass that gives the ski more response and stiffness but keeping it all light as a feather • Back bone V tech to give you stiffness and responsiveness • Competition Tail • Edge-to-edge concave for better traction • Made with 100% solar power



COMFORT SLALOM BINDING

Item 333121002



SIZE 5-8 8-11 11-14

FEATURES

Aluminium low profile base plate • Inner liner for pro-level support • Soft heel pads for proper foot placement • Flex panels on different areas • Soft ergonomic shaped foot bed • Dual laces • Made with the use of solar power

TRANSFER SKI COMBO

Red 211222002
Blue 211222001



FEATURES

12 inch | 30,48 cm wide handle • 1.1 inch | 28 mm thick round grip • Rubber handle grip • 16 strand main line • 60 ft | 18,28 m main line • Traditional waterski rope and handle

FOCUS SLALOM BINDING

Item 333121001



SIZE STAND XL

FEATURES

Nylon plastic base plate • Inner liner for pro-level support • Dual laces • Soft heel pads for proper foot placement • Flex panels on different areas • Soft ergonomic shaped foot bed • Made with the use of solar power

SPORT SERIES

2 section 211117025
8 section 211117026



FEATURES

12 inch | 30,48 cm wide handle • 1.1 inch | 28 mm thick round grip • Rubber profiled handle grip • Max break strength: 1600 lbs | 726 kg • 75 ft | 22,86 m main line with 2 (2 section) or 8 (8 section) extensions



FEATURES

Easy start handle hook • 15 inch / 38,1 cm wide handle • 27,4 mm thick round grip • EVA profiled handle grip • 16 strand main line • 70 ft | 21,33 m main line • Pencil floats to support floatation • Max break strength: 1600 lbs | 726 kg • Makes starting easier with a slalom ski

STABILIZING BAR

Standard 200805002
Junior 200805003

RTP ADJUSTABLE NYLON

Item 333121003



SIZE STAND

FEATURES

Strong nylon plate • Soft ergonomic shaped foot bed • Made with the use of solar power

COMBO WATERSKIS BAG

Item 221219001



FEATURES

Super strong 600D nylon • Fits all Jobe Allegre Combo Skis • Comfortable shoulder straps • Dimensions: 68.1" x 12.9" x 7.9" | 173 x 33 x 20 cm

PADDED SLALOM BAG

Item 221119001



FEATURES

Super strong 600D nylon • Padded throughout the entire bottom • Comfortable shoulder straps • 180 x 23 x 25 cm

SLALOM BUOY

Orange 420016002
Yellow 420016003
Green 420016004



FEATURES

Buoy to mark the spots on the water surface

WATERSPORTS BRIDLE WITH PULLEY 12FT 2P

Item 210017032



FEATURES

Length 12 ft | 3,65 m • Maximum pull 2 persons • 2 stainless steel Carabiners to connect to your boat • Max break strength: 2375 lbs | 1077 kg

CABLE BRIDLE STAINLESS HOOKS 8FT 1P

Item 210017030



FEATURES

Length: 8 ft | 2,4 m • Maximum pull 1 person • 2 stainless steel carabiners to connect to your boat • Floats to keep the rope away from the propellor • Max break strength: 1200 lbs | 544 kg

NEOPRENE SLALOM BAG

Item 221117001



FEATURES

2,5 mm neoprene bag • Suitable for all Jobe waterskis • 145 x 20 cm • Tie-down straps

ROPE BRIDLE STAINLESS HOOKS 12FT 1P

Item 210017029



FEATURES

Length: 12 ft | 3,6 m • Maximum pull 1 person • 2 stainless steel carabiners to connect to your boat • Floats to keep the rope away from the propellor • Max break strength: 1200 lbs | 544 kg

SKI FLAG FLAME ORANGE

Item 210305001



FEATURES

Bright colored flag that serves as a warning

WAKEBOARDS

RAISING THE BAR

HOW TO CHOOSE

173

WAKEBOARDS

easy 176
intermediate 177
advanced 178

BINDINGS

closed toe bindings 184
open toe bindings 184

ACCESSORIES

ropes and handles 185
bags 185
other accessories 185

SETS AND PACKAGES

186



IT'S ALL ABOUT THE EXPERIENCE!


It's not about the highest jumps, the most spins or double flips, wakeboarding is about the good times! We're longing for those summer days on the boat with friends. The days where we ride out, push each other and laugh about our fails and cheer when we land something new, it's all about the experience!



WAKEBOARD CONSTRUCTION

2021 has seen the birth of a next-level generation in our product development. For this year, we raised the bar which resulted in state-of-the-art constructions for the best ride possible.

HIGH-PRESS CORE




FUNCTIONAL AND RELIABLE

- 1. Topsheet
- 2. Stringer
- 3. Fiberglass lay-up
- 4. **High-press core**
- 5. Fiberglass lay-up
- 6. Base

HIGH-PRESS CORE

Foam is a lightweight material which absorbs the blows from a landing and makes for higher jumps due to the reduced weight.

HYBRID CORE



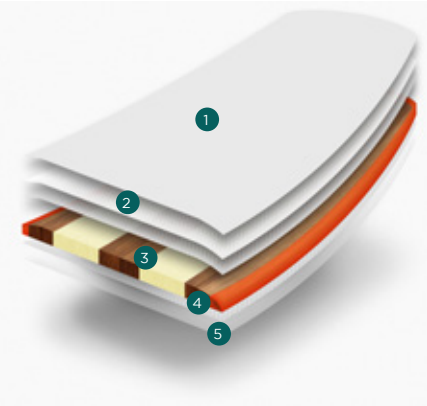
THE ULTIMATE MATCH OF FLEX AND STRENGTH

- 1. Topsheet
- 2. Fiberglass lay-up
- 3. **Hybrid core of wood and PU foam**
- 4. Fiberglass lay-up
- 5. Base

HYBRID CORE

A combination of PU foam and wood core for unmatched performance. This makes for a lightweight board with a nice soft flex, the best of both worlds!

GLIDE CORE



STRONG, DURABLE AND FLEXIBLE

- 1. Topsheet
- 2. Fiberglass lay-up
- 3. **Glide core of wood and PVC**
- 4. Fiberglass lay-up
- 5. Base

GLIDE CORE

The Glide Core is our most high-end core. A mix of wood with PVC make for a stiff board while keeping it extremely light. If you're looking for the best, this is it.

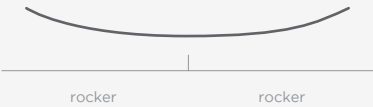
ROCKERS

THREE STAGE



Looking for aggressive pop and an easy lock? Three-stage is the way to go. A shape which gives a competitive edge to your board.

CONTINUOUS



This rocker is great for beginners. The shape gives you a relaxed feel and most speed on the water.

HYBRID



This rocker is the best of both worlds. It combines the speed of a continuous rocker with the aggressive pop of a three stage rocker.

WAKEBOARD LINE-UP

VERTEX PRO

GILDE CORE

CONTINUOUS

The Vertex Pro has been designed for the top rider who wants nothing but the best. This boards is backed-up with the latest innovations to create our most responsive board ever!

VERTEX

HIGH-PRESS CORE

CONTINUOUS

The Vertex is the little brother of it's "Pro" version and offers more forgiveness without compromising it's performance. If you're a rider who wants to start stomping pro tricks but don't want to buy top-bill, the Vertex is your weapon of choice.

BREACH

HYBRID CORE

THREE STAGE

Reinforced with our backbone tech, the Breach is one of the more aggressive boards in the line-up. Made to ride hard and with an insane pop for the advanced rider.

KNOX

HYBRID CORE

THREE STAGE

The new honeycomb carbon plate underneath the bindings make for a responsive ride! Combine this with a triple concave and channels, making this our best version to date.

CONFLICT

HYBRID CORE

THREE STAGE

The Conflict has been our flagship model for years due to it's progressive construction for added stiffness.

MADDOX

HIGH-PRESS CORE

THREE STAGE

Pro rider level, made accessible! Designed for pro riders with deep channels for an unmatched grip but it has the capabilities to help every rider progress.

PROLIX

HIGH-PRESS CORE

HYBRID

A smooth ride for the intermediate boat rider combining a moderate traction with great control all while it's rolled edges provide durability.

VANITY

HIGH-PRESS CORE

CONTINUOUS

The Vanity is the board for the intermediate boat rider who wants to progress, it's molded fins make for traction and control while a narrow outline give it responsiveness and speed.

LOGO SERIES

HIGH-PRESS CORE

THREE STAGE

The logo is the board for making your first turns! It comes with molded fins and a removable center fin for great grip, while using it's double concave for a smooth ride.

JINX WAKEBOARD PACKAGE 128

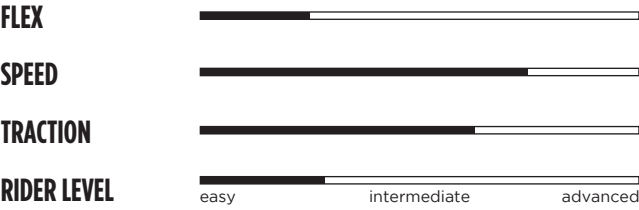
Item 278821008



PACKAGE CONTAINS



Transparant Wakeboard Bag, Jinx Wakeboard, Junior Bindings, Jinx Rope



SIZE 128

FEATURES

Continuous rocker • High-press core • High-press fins • Deep grooved channels for traction and control • Double concave bottom design for smooth landings • Package contains: Jinx Wakeboard, transparent Wakeboard Bag, Junior Bindings and Jinx Rope • 2 removable nylon fins • Board: 128 cm | 50.4"

LOGO SERIES WAKEBOARD

Board only: 272522005 Maze package: 27882200 Unit package: 278822008



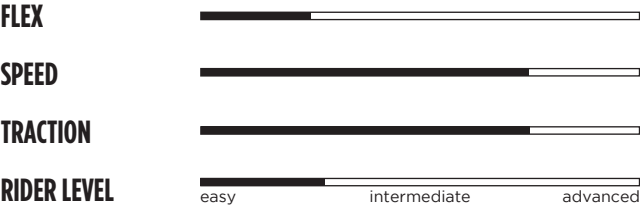
PACKAGE CONTAINS



Transparant Wakeboard Bag, logo Wakeboard, Maze Bindings, Wake Combo Prime Red



Transparant Wakeboard Bag, logo Wakeboard, Unit Bindings, Wake Combo Prime Red



SIZE 138

FEATURES

3-stage rocker • High-press core • Double concave bottom design for smooth landings • Deep grooved channels for stability and control • High-press fins • 2 removable nylon fins • Non-obstacle board: not meant for riding kickers, sliders, or other obstacles • Made in a 100% solar powered company

VANITY WAKEBOARD

Board only 272522002



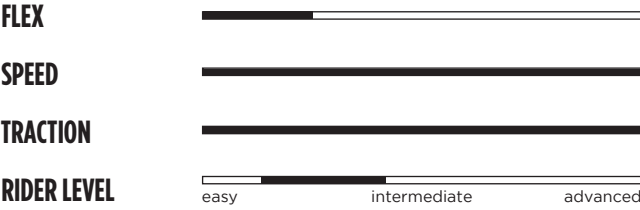
PACKAGE CONTAINS



Transparant Wakeboard Bag, logo Wakeboard, Wake Combo Prime Blue, Maze Bindings OR Unit Bindings

SETS

131	Maze package:	278822001	131	Unit package:	278822004
136	Maze package:	278822002	136	Unit package:	278822005
141	Maze package:	278822003	141	Unit package:	278822006



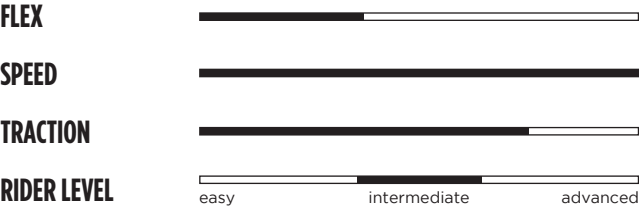

SIZE 131 136 141

FEATURES

Continuous rocker • High-press core • High-press fins • 2 removable nylon fins • Deep grooved channels: giving you the most grip and control • Non-obstacle board: not meant for riding kickers, sliders, or other obstacles • Made in a 100% solar powered company

PROLIX WAKEBOARD

Item 272522004




SIZE 134 138 143

FEATURES

Hybrid rocker • High-press core • 4 removable nylon fins • Tri-tech fiberglass • H.I.T. base • Rolled edge for playfulness • Smooth grooved channels: giving you grip when needed • Made in a 100% solar powered company

MADDOX WAKEBOARD

Item 272522003



FLEX

SPEED

TRACTION

RIDER LEVEL

SIZE

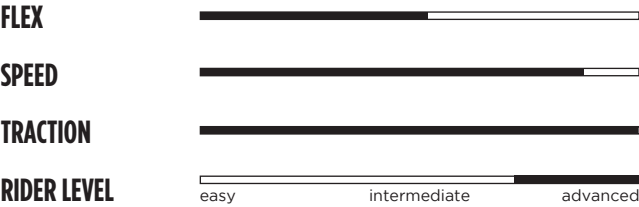

BREACH WAKEBOARD

Item 272521001



KNOX WAKEBOARD

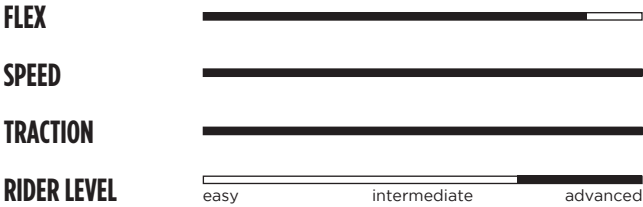
Item 272522007



SIZE 139 143

FEATURES

3-stage rocker • The next gen Breach: 600 grams lighter and loaded with innovations and high tech carbon • BackBone Tech: Innovative high tech advanced placing of carbon rods to boost board feel, response and add center stiffness • Hybrid core: foam and wood mix • H.I.T. base • 4 removable nylon fins • Deep grooved channels: giving you the most grip and control • Tri-tech fiberglass • Concave tip and tail for clean take offs and soft landings • Tip and tail flex construction giving ou the flex where needed • Made in a 100% solar powered company



SIZE 139 143


FEATURES

3-stage rocker • The next gen Knox: 275 grams lighter, more response and direct feel with the carbon infused Layup • Speed sheets - Honey comb carbon speed sheets to give a direct response and feel of the board • Hybrid core: foam and wood mix • H.I.T. base • Deep grooved channels: giving you the most grip and control • Tri-tech fiberglass • Impact rails • 4 removable nylon fins • Overall flex construction • Made in a 100% solar powered company



VERTEX WAKEBOARD

Item 272522008



FLEX

SPEED

TRACTION

RIDER LEVEL

SIZE

FEATURES

Continuous rocker • Milled traditional foam core • Backbone Tech high tech advanced placing of carbon rods to boost board feel, response and add stiffness • 4 Removable nylon fins • ABS impact rail • Breaking spline that breaks the water for soft landings • Double concave for extra speed and stability • Gripping tip and tail for max loading before the pop • Made in a 100% solar powered company

VERTEX PRO WAKEBOARD

Item 272522009



FLEX

SPEED

TRACTION

RIDER LEVEL

SIZE

FEATURES

Fully tricked out for the pro riders developed for more control, consistency, speed and pop • Lightest board in the range • Continuous rocker • Glide Core keeping the board light and stiff consist out off PVC foam and pauwlonia wood • Backbone Tech: high tech advanced placing of carbon rods to boost board feel, response and add stiffness • 4 Removable nylon fins • ABS impact rail • 50/50 carbon infused fiberglass that gives the board more response and stiffness but keeping it all light as a feather • Breaking spline for soft landings • Double concave for extra speed and stability • Gripping tip and tail for max loading before the pop • Made in a 100% solar powered company



CHARGE WAKEBOARD BINDINGS

Item 393022001



SIZE 7/8 8/9.5 10/11

FEATURES

Comfortable ergonomic footbed • Soft heel pads for proper foot placement • Ergonomic molded foam liner for extra support and a perfect fit • 3D molded tongue for the best fit possible • J-bars to keep your ankle in place • Dual lace with easy slide laceloops • Jobe lace lock system • Stiffy plates

NITRO WAKEBOARD BINDINGS

Item 393020001



SIZE 7/8 8/9.5 10/11

FEATURES

Comfortable ergonomic footbed • Soft heel pads for proper foot placement • Soft and comfortable foam inner liner • Stretchy flex panels to control your ride • Double lace construction perfect wrapped fit • Custom Jobe lace lock to secure your foot

REPUBLIK WAKEBOARD BINDINGS

Item 393121001



SIZE 3/6 7/10 10/12

FEATURES

Comfortable ergonomic footbed • Soft heel pads for proper foot placement • Soft and comfortable foam inner liner • Stretchy flex panels to control your ride • Single lace perfect wrapped fit • Custom Jobe lace lock to secure your foot

HOST WAKEBOARD BINDINGS

Item 393121002



SIZE 3/6 7/10 10/12

FEATURES

Comfortable ergonomic foot bed • Soft heel pads for proper foot placement • Soft and comfortable foam inner liner • Stretchy flex panels to control your ride • User friendly velcro straps for a fast entry

UNIT WAKEBOARD BINDINGS

Item 393122002



SIZE 3/6 7/10 10/12

FEATURES

Custom Jobe lace lock to secure your foot • Single lace • Stretchy flex panels to control your ride • Durable EVA liner • Easy slide lace loops

MAZE WAKEBOARD BINDINGS

Item 393122001



SIZE STAND

FEATURES

Custom Jobe lace lock to secure your foot • Single lace • One size fits most • Durable EVA liner • Easy slide lace loops

SPECTRA WAKE ROPE PVC COATED

Item 211319002




FEATURES

Shaped PVC-coated cover • Total length 80 ft | 24,38 m with 5 sections. • Wear- free snag resistant cover

ELITE WAKE COMBO

Item 211320003




FEATURES

15 inch / 38,1 cm wide handle • 28mm thick round grip • 16 strand main line • EVA grip covered with sublimated polyester • 75 ft / 21,3 m mainline with 3 - 5 ft / 1,5 m sections

PRIME WAKE COMBO

Blue 211322001
Red 211322002



FEATURES

EVA profiled handle grip • Pencil floats to support floatation • 16 strand main line • 15 inch / 38,1 cm wide handle • 27,5 cm diameter grip • 65 ft. | 19,8 m mainline

WAKEBOARD REPAIR KIT

Item 420005004



FEATURES

Fiberglass repair kit • UV cure

FRONTIER WAKE T-BAR HANDLE

Item 211321001



FEATURES

Self floating • Ultra light Nylon endcaps • 15 inch / 38,1 cm Handle bar with Soft leather grip • Tacky grip stitched pattern • 4 inch / 10 cm T-bar • 5 ft Spectra rope section

WAKEBOARD TRAILER BAG

Item 221319003



FEATURES

Super strong 600D nylon • 155 x 47 x 2 cm • Fully padded for max protection • Low resistance wheels with bearings • Reinforced handles • Convenient inner pockets • Both the wakeboard and the bindings fit in the bag



CHOOSE YOUR SET

Our philosophy is to make the sport accessible which is why we've created the special packages which give you every option imaginable. This makes Jobe packages unmatched in their pricing and gives you the best quality for an even better price.

By taking one of the package deals, you're not only guaranteed of the best quality out there, you're also doing yourself a favor.

CHECK YOUR DEAL ON WWW.JOBESPORTS.COM



LOGO WAKEBOARD



VANITY WAKEBOARD



PROLIX WAKEBOARD



MADDOX WAKEBOARD



CONFLICT WAKEBOARD



BREACH WAKEBOARD



KNOX WAKEBOARD



VERTEX WAKEBOARD



VERTEX PRO WAKEBOARD



MAZE BINDING



UNIT BINDING



HOST BINDING



REPUBLIC BINDING



NITRO BINDING



CHARGE BINDING

WAKESURFERS & WAKESKATES

FOR THRILL SEEKERS.

HOW TO CHOOSE

WAKESURFERS

WAKESKATES

189

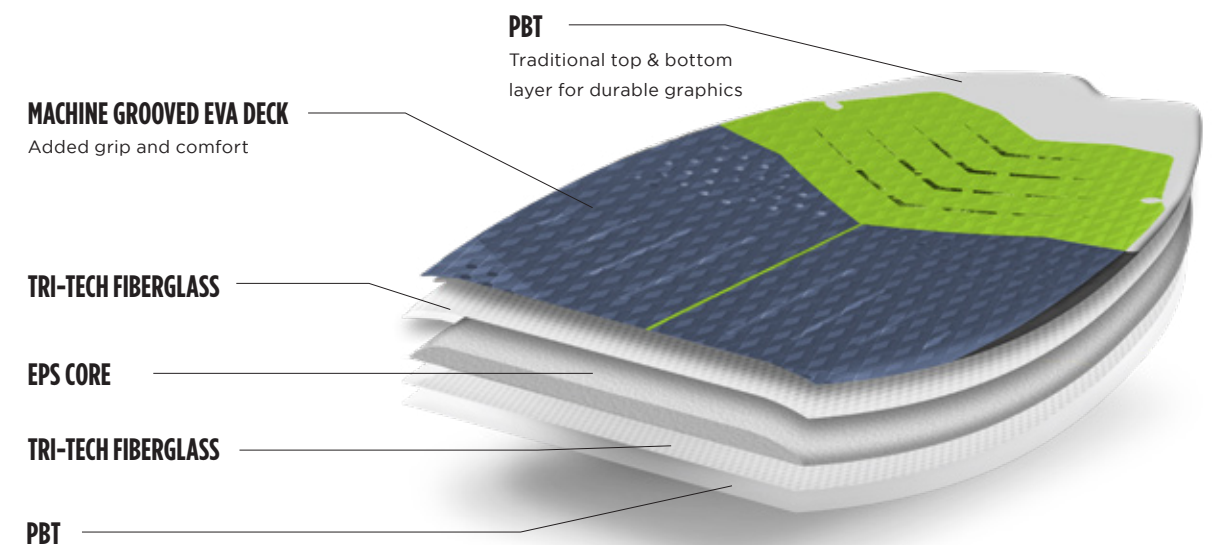
190

192

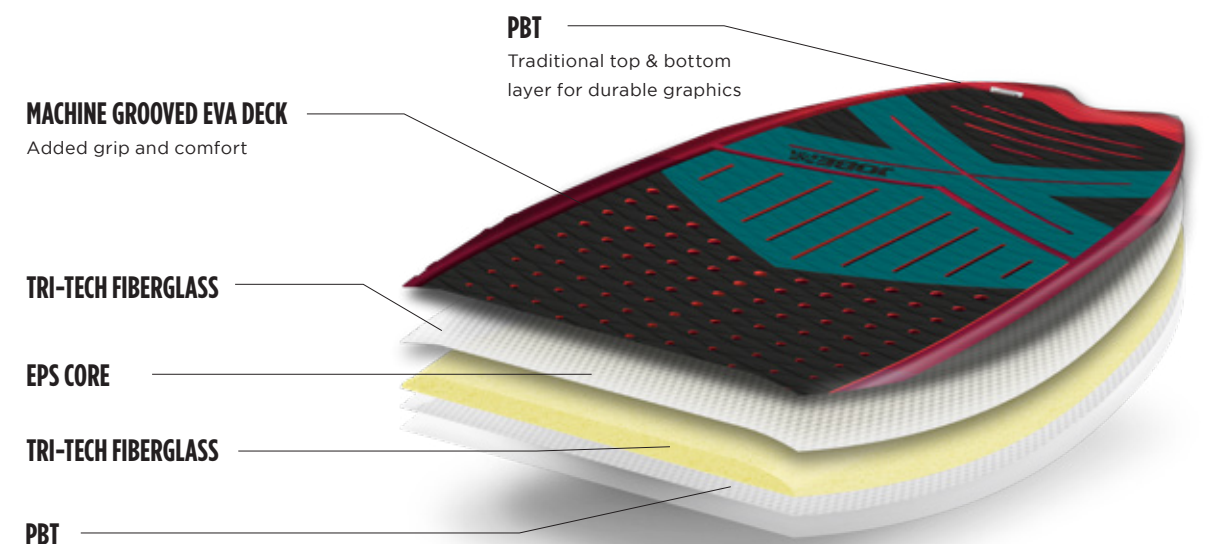
SUMMER SURF DAYS ARE WHAT IT'S ALL ABOUT!

Jobe Surf wakesurfers are perfect for people who just want to cruise and ride that endless wave, whether you're a beginner or advanced: everyone loves a good surf!

SONIC CORE

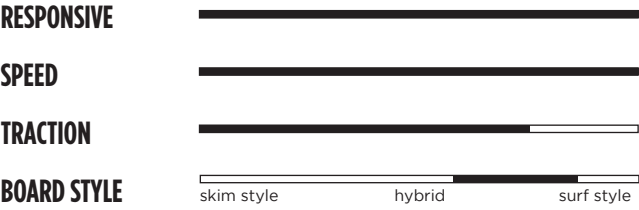


PACE CORE



SONIC WAKESURFER

Item 582522001

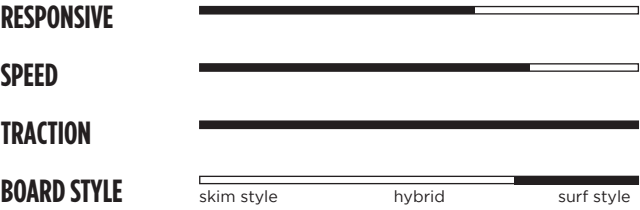


FEATURES

Light weight machined EPS foam core • High pressed compression molded • Machined Grooved EVA deck with extra tall tail kick • Thermoformed • Double concave tip and center • Extra channels in the tail for traction • Wakesurf style • 3 nylon fins • Beginners and intermediate board • Rocker: 2.1" | 5,33 cm • Recommended rider weight: Up to 90 kg | 200 lbs • Dimensions: 135,5 cm x 51 cm | 53.3" x 20.1" • Made in a 100% solar powered factory


PACE WAKESURFER

Item 582522002



FEATURES

High press core • Machined grooved EVA deckpad with extra tail kick • High press fiberglass molded • Double concave tip and center • Extra channels in the tail for traction • Wakesurf style • 3 nylon fins • Beginners and intermediate board • Product size : 142,2 cm x 52 cm | 56" x 20.5" • Rocker: 2.5" • Rider weight up to 95 kg | 210 lbs • Made in a 100% solar powered factory



WAKESURF ROPE

Item 211520001


FEATURES

EVA profiled handle grip • 24' | 7,31 m main line with 3 extensions • Pencil floats to support floatation • 10" | 25,4 cm wide handle



SAVAGE WAKESKATE

Item 572320001




SIZE 109 114

FEATURES

Continuous rocker • 9 layer maple plywood laminate construction • 2 nylon fins • Fully padded EVA deck

EXCEED WAKESKATE

Item 572520001



SIZE 109 114

FEATURES

Continuous rocker • 9 layer maple plywood laminate construction • 2 nylon fins • Fully padded concave EVA deck



APPAREL & FOOTWEAR

FASHIONABLE WATERSPORTS ESSENTIALS.

SWIMWEAR MEN

- swimshorts 195
- boardshorts 195
- rash guards 198

SWIMWEAR WOMEN

- boardshorts 196
- rash guards 199

SWIMWEAR KIDS

- rash guards / rash suits 202
- swimshorts 203
- inflatable armbands 203

CASUAL CLOTHING

- Unisex 200
- Women 200
- Kids 201

GLASSES

204

BAGS & SHOES

204



SWIMSHORT MEN

Burgundy red 314022001

Deep black 314022002



SIZE

- S
- M
- L
- XL
- 2XL

FEATURES

Light quick drying fabric • Comfortable stretch fabric • Side pockets with zipper closure • Draw cord • Mesh inner short

BOARDSHORT MEN

Midnight Blue 314020004

Vintage Teal 314020005



SIZE

- S
- M
- L
- XL
- 2XL

FEATURES

Light quick drying fabric • Draw cord • Comfortable stretch fabric

BOARDSHORT WOMEN

Midnight Blue 314120001



Vintage Teal 314120002



SIZE

- XS
- S
- M
- L
- XL

FEATURES

Light quick drying fabric • Draw cord • Comfortable stretch fabric



Graphite Grey 544017020



Midnight Blue 544020002



S M L XL

Four-way stretch fabric • Light quick drying fabric • UPF 20 • Breathable fabric

S M L XL

UPF 50+ • Four-way stretch fabric • Light quick drying fabric

Black 544020003



White 544020005



Vintage Teal 544020006



S M L XL 2XL 3XL

UPF 50+ • Four-way stretch fabric • Light quick drying fabric

S M L XL 2XL

UPF 30+ • Four-way stretch fabric • Light quick drying fabric

S M L XL

UPF 50+ • Four-way stretch fabric • Light quick drying fabric

Black 544117050



White 544120002



White 544120004



Midnight Blue 544120003



S M L XL 2XL

UPF 50+ • Four-way stretch fabric •
Light quick drying fabric

XS S M L XL

UPF 30+ • Four-way stretch fabric •
Light quick drying fabric

XS S M L XL

UPF 30+ • Four-way stretch fabric •
Light quick drying fabric

XS S M L XL

UPF 50+ • Four-way stretch fabric •
Light quick drying fabric

Midnight Blue 544120005



Vintage Teal 544120006



S M L XL

UPF 50+ • Four-way stretch fabric • Light quick drying fabric

XS S M L XL

UPF 50+ • Four-way stretch fabric • Light quick drying fabric



SIZE XS S M L XL 2XL

FEATURES
100% organic cotton • Unisex fit



SIZE XS S M L XL

FEATURES
100% organic cotton • Regular feminine fit



SIZE S M L XL 2XL

FEATURES
100% organic cotton • Unisex fit • Jobe logo embroidery



SIZE XS S M L XL 2XL

FEATURES
Sweater • 100% organic cotton • Unisex fit



SIZE XS S M L XL 2XL

FEATURES
Sweater with hood brushed inside and drawstrings • Kangaroo pocket • 100% organic cotton • Unisex fit



SIZE 98/104 110/116 122/128 134/140 152/164

FEATURES
100% Cotton • Regular fit • Unisex fit



RASH GUARD YOUTH UNISEX

Item 544222001



SIZE

- 0/1
- 2/4
- 6/8
- 10/12
- 14/16

FEATURES

UPF 50+ • Four-way stretch fabric • Light quick drying fabric

RASH GUARD LONGSLEEVE YOUTH

White 544220003



SIZE

- 2/4
- 6/8
- 10/12
- 14/16

FEATURES

UPF 30+ • Four-way stretch fabric • Light quick drying fabric

RASH SUIT

Vintage Teal 544220004



SIZE

- 0/1
- 2/4

FEATURES

UPF 50+ • Four-way stretch fabric • Light quick drying fabric

SWIMSHORT BOYS

Red 314220002
Midnight Blue 314220001



SIZE

- 2/4
- 6/8
- 10/12
- 14/16

FEATURES

Light quick drying fabric • Draw cord • Mesh inner shorts

SIZE

- 2/4
- 6/8
- 10/12
- 14/16

FEATURES

Light quick drying fabric • Draw cord • Comfortable stretch fabric

SIZE

- PCS.

FEATURES

2 armbands per set • Inflatable • Strong PVC fabric • Soft inner lining for optimal comfort

JOBE DIM FLOATABLE GLASSES

Black-green	426018001
Black-smoke	426018002
Tortoise-smoke	426018005



FEATURES

Floatable sunglasses • Polarized Glasses • Comfortable design • Non slip nose holder • Including sunglass soft bag • UV-400

JOBE BEAM FLOATABLE GLASSES

Black-green	426018003
Black-smoke	426018004



FEATURES

Floatable sunglasses • Polarized Glasses • Comfortable design • Non slip nose holder • Including sunglass soft bag • UV-400

GLASSFLOAT

Item	426021002
------	-----------



FEATURES

Never loose your glasses again • Keeps glasses a float in the water • Highly visible colored cord, is easy to spot in the water • Fits Jobe glasses and most other frames / temple tips • Dimensions: 0,47" x 25,98" | 12 mm x 660 mm

BACKPACK

Item	224319001
------	-----------



FEATURES

Padded shoulder straps • Dimensions: 45 x 30 x 20 cm | 17,72" x 11,81" x 7,87" • Laptop compartment • 300D nylon backpack

H2O SHOES 3MM GBS ADULT

Item	534622001
------	-----------



H2O SHOES 2MM YOUTH

Item	534622002
------	-----------



AQUA SHOES ADULT

Item	534622004
------	-----------



AQUA SHOES YOUTH

Item	534622003
------	-----------



SIZE US

3	4	5	6	7
8	9	10	11	12

SIZE EU

35	36	37	38/39	40/41
42	43	44	45	46/47

FEATURES

Glued & blind stitched seams: no water entry through seams • 3 mm neoprene with GBS • Pre-shaped • Adjustable ankle strap • Elastic ankle rope • Thin profiled outsole for optimal control

SIZE

XS	S	M	L
----	---	---	---

FEATURES

Glued & blind stitched seams: no water entry through seams • 2 mm neoprene • Pre-shaped • Adjustable ankle strap • Elastic ankle rope • Thin profiled outsole for optimal control

SIZE US

3	4	5	6	7
8	9	10	11	12

SIZE EU

35	36	37	38/39	40/41
42	43	44	45	46/47

FEATURES

2 mm Neoprene • Durable flatlock seams • Pre-shaped • Elastic ankle rope • Thin profiled outsole for optimal control

SIZE

XS	S	M	L	XL
----	---	---	---	----

FEATURES

2 mm Neoprene • Durable flatlock seams • Pre-shaped • Elastic ankle rope • Thin profiled outsole for optimal control

DISCOVER OUR SHOES

Discover the world of water in the Discover watersports sneakers & slip ons. Comfort and fashion come together in these extremely lightweight sneakers. Wear them on your jetski, on your paddle board or on your boat and discover why these are a watersports enthusiasts favorite.



DISCOVER SNEAKER HIGH BLACK

Black594620003



SIZE US

5.566.5/77.588.59.51011

SIZE EU

373839404142434445

FEATURES

Quick-dry materials • Extremely lightweight shoe • Outsole features rubber for extra grip • Custom EVA waterproof insole • Outsole with water drains on the side • Splashproof tpu film material

DISCOVER SNEAKER

Black594620002

Midnight Blue594620001



SIZE US

5.566.5/77.588.59.51011

SIZE EU

373839404142434445

FEATURES

Extremely lightweight shoe • Quick-dry materials • Outsole features rubber for extra grip • Custom EVA waterproof insole • Outsole with water drains on the side • Splashproof tpu film material

DISCOVER SLIP-ON

Black594620004

Midnight Blue594620005



SIZE US

5.566.5/77.588.59.51011

SIZE EU

373839404142434445

FEATURES

Extremely lightweight shoe • Quick-dry materials • Outsole features rubber for extra grip • Custom EVA waterproof insole • Outsole with water drains on the side • Splashproof tpu film material

DISCOVER SLIDE SANDAL

Black594620007

Midnight Blue594620008



SIZE US

5.566.5/77.588.59.51011

SIZE EU

373839404142434445

FEATURES

Extremely lightweight shoe • Quick-dry materials • Outsole features rubber for extra grip • Custom EVA waterproof insole • Outsole with water drains on the side • Splashproof tpu film material



PROTECTIVE GEAR

CRACK A SMILE. NOT YOUR HEAD.

HELMETS	209
GLOVES	210
GLASSES	211
SUPPORT	211

BASE HELMET

Cool Grey	370020002	Vintage Teal	370020004
Black	370020001	Midnight Blue	370020003



FEATURES

Adjustable chin strap • Protective and removable ear pads • Lightweight helmet • Dual density ring liner • Soft and comfortable fit

SIZE BLACK

- XS
- S
- M
- L
- XL

SIZE COOL GREY

- XS
- S
- M
- L
- XL

SIZE MIDNIGHT BLUE

- XS
- S
- M
- L
- XL

SIZE VINTAGE TEAL

- XS
- S
- M

VICTOR HELMET BLACK

Item 370018001



SIZE

- S
- M
- L
- XL

FEATURES

Adjustable chin strap • Protective ear pads • Removable fit pads

WRIST SEAL

Item 300017553



SIZE

- PCS.

FEATURES

Safety D-ring attachment to attach an emergency cord • Adjustable • Strong wrist seal

WATERPROOF GADGET BAG

Item 420021002



SIZE

- PCS.

FEATURES

Waterproof • Floatable • Neck leash • Attachment hook • Make calls, photos & videos • Touchscreen and face recognition possible • Dimensions: 7.1" x 3.5" x 0.4" | 18 x 9 x 1 cm

STREAM GLOVES MEN

Item 341017002



SIZE

- S
- M
- L
- XL
- 2XL

FEATURES

Pre-curved shape for optimal comfort • Soft suede fabric at the palms • Knuckle protection • Adjustable velcro wrist strap

GRIP GLOVES MEN

Item 341017003



SIZE

- XS
- S
- M
- L
- XL
- 2XL

FEATURES

Cut off option: full finger to 3/4 design • Strong ralvec fabric for optimal grip • Knuckle protection • Adjustable velcro wrist & hand strap • Pre-curved shape for optimal comfort

GRIP GLOVES WOMEN

Item 341117003



SIZE

- XS
- S
- M
- L
- XL

FEATURES

Cut off option: full finger to 3/4 design • Strong ralvec fabric for optimal grip • Knuckle protection • Adjustable velcro wrist & hand strap • Pre-curved shape for optimal comfort

DETROIT GOGGLE

Item 420019001



SIZE

PCS.

FEATURES

Lightweight poly-injected construction • Full shell venting for improved aerodynamics and overall cooling • State of the art designed aerodynamic shell and adjustable visor design • Durable multi-colored clear coated graphics • Anti fog

GOGGLES BLACK

Item 420812001



SIZE

PCS.

FEATURES

Comfortable design • UV-400 • Flexible head strap • Adjustable head strap • Polycarbonate anti-fog lens

FLOATABLE GLASSES

Cypris Silver	426013002	Knox Black	420810001
Cypris Black	426021001	Knox Silver	426013001
		Knox White	420108001
		Knox Blue	420506001



SIZE

PCS.

FEATURES

Floatable glasses • Comfortable design • UV-400 • Adjustable head strap

SUCTION GLOVES MEN

Item 340021001



SIZE

- XS
- S
- M
- L
- XL
- 2XL

FEATURES

Non-slip amara fabric palms for optimal grip • Knuckle protection • Adjustable velcro wrist strap • Pre-curved shape for optimal comfort

PALM PROTECTORS

Item 340017002



SIZE

PCS.

FEATURES

2,5 mm full stretch neoprene • Made with the use of solar power

NEOPRENE GLOVES

Item 340019002



SIZE

- S
- M
- L
- XL
- 2XL

FEATURES

Glued & blind stitched seams: no water entry through seams • 3 mm full stretch neoprene • Pre-curved shape for optimal comfort • Non-slip print on the palms

SPRAY LEG

Item 300017552



SIZE

- S
- M
- L
- XL

FEATURES

Soft & flexible neoprene fabric • Calf support & protection • Shin support & protection

KNEEBRACE

Item 300017555



SIZE

- M
- L
- XL

FEATURES

Soft & flexible neoprene fabric • Knee support • Adjustable straps for extra support

BACK SUPPORT

Item 300017551

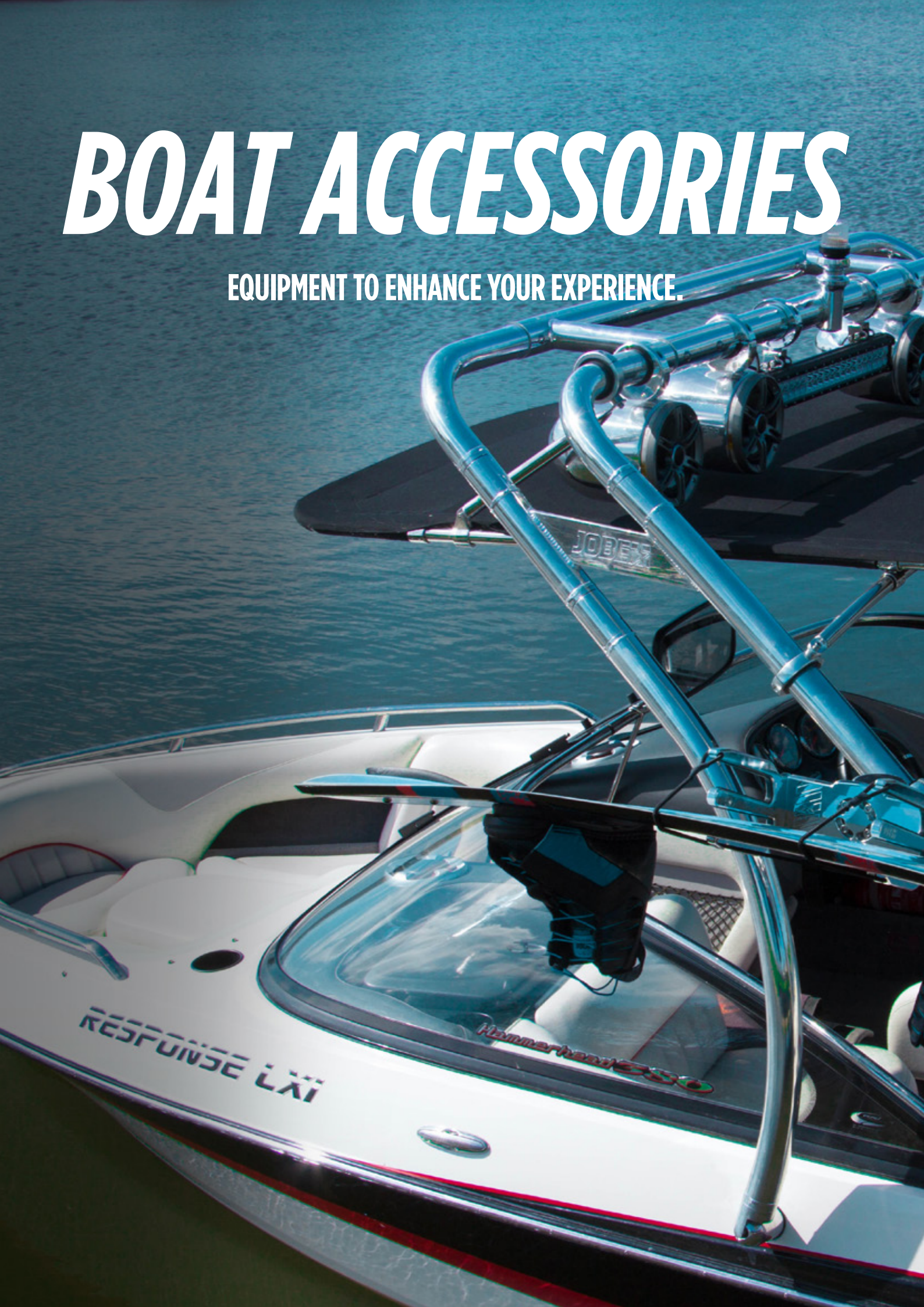


SIZE

UNI

FEATURES

Soft & flexible neoprene fabric • Adjustable neoprene waist belt • Back support



BOAT ACCESSORIES

EQUIPMENT TO ENHANCE YOUR EXPERIENCE.

ADDICT TOWER 1.1

Item 400708002. Package 408818001



PACKAGE CONTAINS

Addict Tower 1.1 • Swivel Waterski Rack • Swivel Board Rack



FEATURES

2 inch diameter polished aluminium tubes • Fits boat decks from 71" | 180 cm to 100" | 254 cm in width • Can be folded down for winter storage

ADDICT HYBRID TOWER

Item 405422001 Package 408822001



PACKAGE CONTAINS

Addict Hybrid Tower • Swivel Waterski Rack • Swivel Board Rack



FEATURES

2.25" Aluminium frame work • Easy installation • Top Towpoint • Quick and easy foldable due to innovative mechanism • Top mount only, you need to have a 40 x 5 cm | 16" x 2" unobstructed flat mounting surface • Height from tower base: 1,4 m • Fits boats from 175 cm | 69" until to 285 cm | 112" in width

ANCHOR SACK

Item 400014003




FEATURES

Anchor sack is ideal for anchoring PWC's • Durable tri-laminate anchor sack • Up to 14 kg | 35 pounds of rocks/sand • Easy 6 ft | 1,82 m tie - up rope • Acetyl snap hook

BOAT MIRROR

Item 420805004



FEATURES

Universal model mirror • Fully adjustable convex mirror • Quick-mount system • Installed above or below the windscreen or on the dashboard • Dimensions: 7.9" x 2.8" | 20 x 7 cm

SUCTION CUP MIRROR

Item 420709001



FEATURES

Fully adjustable mirror • Attach to a clean, non-porous surface • 100% scratch free

EMERGENCY CORD

Item 420021001



FEATURES

Fits almost all boats and PWC's • Coiled cord • Fits almost all boats and PWC's • Padded wrist seal

SAFETY MIRROR

Item 420805003




FEATURES

Universal interior mirror • Mounts just above or below the windscreen • It fits frames from 5/8 (1,1 cm) to 1.0 (2,5 cm) thick • Adjustable anti-scratch quick mount bracket

ADDICT CURVED MIRROR ARM

Item 400710004



FEATURES

Tower with 1.875" - 2" | 4,76 cm - 5,08 cm tubing • Curvy for a larger viewing area and more safety • Polished aluminium

ANCHOR 0.2KG

Item 400021001



FEATURES

Folding anchor • Including: Bag, float and 4,5 m (15.9 inch) rope and stainless-steel hook • Weight: 0,2 kg • Dimensions: 17 x 15,5 cm | 6.7" x 6.1"

PWC FENDER

Item 400020001



FEATURES

Constructed of a marine - grade trilaminate cover • Closed-cell foam • Polycarbonate durable grommets at each end • Size: 10" x 3.9" x 2.74" | 26 x 10 x 7 cm

PWC SHOCK TUBE

Item 210021001



FEATURES

The shock tube keeps the rope away from your PWC's impeller and protects the passenger from the ski rope kick-back • 48" | 120 cm long shock tube has a nylon protective cover • Run the rope through the middle of the shock tube and attach the rope and schock tube strap to the tow point

ADDICT LED LIGHT BAR

Item 405617002



FEATURES

LED light • Cool white daylight (6500K) • Patented Hybrid Technology • High intensity CreeLED's

CONTOUR FENDER BLACK

Item 400014005



SIZE

L XL

FEATURES

Constructed of a marine-grade trilaminate cover • Closed-cell foam • Polycarbonate durable grommets at each end • Size L: 24" x 6" x 2" - 1" | 60 x 15 x 6 cm • Size XL: 30" x 6" x 4" | 78 x 15 x 9 cm • 1 piece

ADDICT SWIVEL RACKS

Pivoting Board Rack 405614001



FEATURES

Tower with 1.875" - 2" tubing • Easy access to your board • Fast system to connect and disconnect • Rubber layer in between the forks protects your boards • Finished with a high - polished aluminium • A bungee cord securely holds the boards • Swings your boards in a 90-degree angle

ADDICT RACK CLAMPS

Polished 1.875" - 2" 400709015
Polished 2.25" - 2.5" 400709016
Anodized 1.875" - 2" 400709017
Anodized 2.25" - 2.5" 400709018



FEATURES

2 inch diameter polished aluminium tubes • Fits boat decks from 71" | 180 cm to 100" | 254 cm in width • Can be folded down for winter storage

ADDICT TOWER BIMINI

Item 405817001



SIZE

M L

FEATURES

Sun protection • Size M: 1,35 m (W) x 1,9 m (L) | 53" (W) x 75" (L) • Size L: 1,58 m (W) x 1,9 m (L) | 62" (W) x 75" (L) • Clamps: 2.375", 2.25", 2", 1.875" and 1,75" tower leg outside diameters

ADDICT BOAT BIMINI

Item 400816001



SIZE

S M L

FEATURES

Sun protection • Size S: Width 67" to 72" | 170 cm to 183 cm , Height frame 1,45 m • Size M: Width 73" to 78" | 185 cm to 198 cm , Height frame 1,45 m • Size L: Width 79" to 84" | 200 cm to 213,5 cm , Height frame 1,45 m • UV-Coated nylon top

Wakeboard/

Kneeboard Rack



ADDICT SUP BOAT RACK

Item 400019001




FEATURES

Fits 7 / 8", 1" & 1-1 / 4" rails • O61 aluminum alloy • Sandblasted anodized • Heat Press, Die cut, EVA protective foam • Strong shock cords to keep board in place

BIMINI CARGO RACK

Item 400022001



FEATURES

Add these cargo racks to your Jobe tower bimini • Fits all Jobe tower bimini sizes • Easy transport of any Jobe product safe and secure on your bimini • Comes with two lashing straps to tie down any product

COMMERCIAL PRODUCTS

EQUIPMENT TO ENHANCE YOUR EXPERIENCE.

Rental doesn't have to be boring, so we wanted to spice things up! Not only did we innovate our collection with new products, we made a color shift which mixes and matches! Talk about a fresh new look for your watersports business!

RENTALS

Towables	218
Multiriders	221
Vests	222
Wetsuits	223
Ski's	225
Wakeboards	226
Binding	226
Helmet	226
Paddle	226

RENTAL MULTI RIDER

NOT TO BE TOWED AT MORE THAN 15 M.P.H./24 KM.PH., RIDERS TO WEAR BUOYANCY JACKETS
NE PEUT PAS ÊTRE TRACTÉ À UNE VITESSE PLUS QUE 15 M.P.H./24 KM.PH., UNE GILET DE FLOTTAISON EST OBLIGATOIRE

JOBEY 



RENTAL HOTSEAT TOWABLE 1P

Item 442321001

DEFLATED SIZE

Ø 54" • Ø 137 cm

FEATURES

Three-double-stitched • Max 1 person • 4 neoprene pads for elbow protection • Boston Valve • Quick connector for easy towing • 4 Reinforced handles with neoprene knuckle guards • Double nylon cover 840 + 420 denier • 0,85 mm / 34 Gauge PVC - K80 • Dimensions when deflated: Ø 54" | Ø 137 cm



RENTAL TRIBAL 2P TOWABLE

Item 442321004

DEFLATED SIZE

66" x 55" • 168 x 140 cm

FEATURES

Tripple-stitched nylon • Max 2 persons • 0,75 mm / 30 gauge PVC • Boston Valve • Quick connector for easy towing • 4 Handles with neoprene knuckle guards • Easy entry air floor • 1680 denier nylon cover • Dimensions when deflated: 66" x 55" | 168 x 140 cm



RENTAL AIRSTREAM TOWABLE 4P

Item 442321003

DEFLATED SIZE

90.5" x 88" • 230 x 244 cm

FEATURES

Three-double-stitched • Max 4 persons • Boston Valve • Quick connector for easy towing • 8 Reinforced handles with neoprene knuckle guards • 4 webbing handles • Strong and fast tarpaulin bottom saves fuel for your boat • Neoprene seat pad • Double nylon cover 840 + 840 denier • 0,9 mm / 36 Gauge PVC - K80 • Dimensions when deflated: 90.5" x 88" | 230 x 244 cm



RENTAL SCHIELD TOWABLE 4P

Item 442321002

DEFLATED SIZE

Ø 92.5" • Ø 235 cm

FEATURES

Three-double-stitched • Max 4 persons • Boston Valve • Quick connector for easy towing • 8 Reinforced handles with neoprene knuckle guards • 14 webbing handles (12 in the middle) • Strong and fast tarpaulin bottom saves fuel for your boat • Neoprene seat pad • Double nylon cover 840 + 840 denier • 0,9 mm / 36 Gauge PVC - K80 • Dimensions when deflated: Ø 92.5" / Ø 235 cm



RENTAL SONAR TOWABLE 4P

Item 442321005

DEFLATED SIZE

126" x 76,7" • 320 x 195 cm

FEATURES

Three-double-stitched • Max 4 persons • Boston Valve • 4 Webbing tow points • 8 Reinforced handles with neoprene knuckle guards • 8 webbing handles • Strong and fast tarpaulin bottom saves fuel for your boat • Neoprene seat pad • Neoprene pads on armrest • Single 840 Denier nylon cover for backrest • 0,9 mm / 36 Gauge PVC - K80 • Dimensions when deflated: 126" x 76,7" / 320 x 195 cm



RENTAL SONAR TOWABLE 6P

Item 442321007

DEFLATED SIZE

155" x 96" • 395 x 244 cm

FEATURES

Three-double-stitched • Max 6 persons • Boston Valve • 4 Webbing tow points • 12 reinforced handles with neoprene knuckle guards • 2 neoprene handles • Strong and fast tarpaulin bottom saves fuel for your boat • Neoprene seat pad • Single 840 Denier nylon cover for backrest • Double nylon cover 840 + 840 denier • 0,9 mm / 36 Gauge PVC - K80 • Dimensions when deflated: 155" x 96" | 395 x 244 cm





RENTAL SIGMA TOWABLE 6P

Item 442321006

DEFLATED SIZE

122" x 122" • 310 x 310 cm

FEATURES

Three-double-stitched • Max 6 persons • Boston Valve • 4 Webbing tow points • 45 Reinforced handles with neoprene knuckle guards • 2 webbing handles • Strong and fast tarpaulin bottom saves fuel for your boat • Neoprene seat pad • Single 840 Denier nylon cover for backrest • Double nylon cover 840 + 840 denier • 0,9 mm / 36 Gauge PVC - K80 • Dimensions when deflated: 122" x 122" | 310 x 310 cm



RENTAL DASH TOWABLE 5P

Item 442321009

FEATURES

Max 5 persons • 0,75 mm / 30 Gauge tarpaulin • Boston Valve • 6 towpoints D-rings • 10 Reinforced handles • Neoprene seat pad • Neoprene pads on armrest • Fully made of strong and fast tarpaulin



RENTAL MULTIRIDER 6P

Item 443221001

DEFLATED SIZE

263" x 51" • 668 x 130 cm

FEATURES

Thickness PVC: 0.9 mm • Max 6 persons towable • Double tow point • Halkey Roberts valve • Extra-long nose and reinforced side floats for more stability • Airtight and extra durable thermo bonded seams • Protecting rub strake under floats and main chamber • Designed for minimal resistance • Repair kit and pump included • Deflated size: 215" x 51" | 548 x 130 cm

RENTAL MULTIRIDER 8P

Item 443221002

DEFLATED SIZE

263" x 51" • 668 x 130 cm

FEATURES

Extra long nose and reinforced side floats for more stability • Airtight and extra durable thermal bonded seams • Protecting rub strake under floats and main chamber • Halkey Roberts Valve • Max 8 persons • Double tow points for less stress on the towable • Repair kit and pump included • 0,9 mm / 36 Gauge PVC - K80 • Dimensions when deflated: 263" x 51", 668 x 130 cm

RENTAL MULTIRIDER 10P

Item 443221003

DEFLATED SIZE

310" x 51" • 788 x 130 cm

FEATURES

Extra long nose and reinforced side floats for more stability • Airtight and extra durable thermal bonded seams • Protecting rub strake under floats and main chamber • Halkey Roberts Valve • Max 10 persons • Double tow points for less stress on the towable • Repair kit and pump included • 0,9 mm / 36 Gauge PVC - K80 • Dimensions when deflated: 310" x 51", 788 x 130 cm

RENTAL MULTIRIDER 10P DOUBLE

Item 443221004

DEFLATED SIZE

192" x 90.5" • 488 x 230 cm

FEATURES

Extra long nose and reinforced side floats for more stability • Airtight and extra durable thermal bonded seams • Protecting rub strake under floats and main chamber • Halkey Roberts Valve • Max 10 persons • Double tow points for less stress on the towable • Repair kit and pump included • 0,9 mm / 36 Gauge PVC - K80 • Dimensions when deflated: 192" x 90.5", 488 x 230 cm



RENTAL VEST RED

Item 442421001



- SIZE
- 2XS
 - XS
 - S
 - M
 - L
 - XL
 - 2XL
 - 3XL

FEATURES

50N ISO-certified (buoyancy aid) • Always a perfect fit: more comfort and safety • Lightweight EPE-foam • Colored webbing straps for size indication • Adjustable webbing strap: 1.5" | 3,8 cm (3x) • Water drainage system • Unisex fit • Strong YKK Buckles • Strong & lightweight 600 denier polyester fabric • Extra 200 denier nylon layer inside vest for soft & comfortable feeling

RENTAL VEST ORANGE BLUE

Item 442421002



- SIZE
- 2XS
 - XS
 - S
 - M
 - L
 - XL
 - 2XL
 - 3XL

FEATURES

50N ISO-certified (buoyancy aid) • Always a perfect fit: more comfort and safety • Lightweight EPE-foam • Embroidery webbing straps for size indication • Adjustable webbing strap: 1.5" | 3,8 cm (3x) • Water drainage system • Unisex fit • Strong YKK Buckles • Strong & lightweight 600 denier polyester fabric • Extra 200 denier nylon layer inside vest for soft & comfortable feeling

RENTAL VEST ORANGE BLUE SHORT

Item 442422001



- SIZE
- 2XS
 - XS
 - S
 - M
 - L
 - XL
 - 2XL
 - 3XL

FEATURES

50N ISO-certified (buoyancy aid) • Lightweight EPE foam • Side zipper for fast entry • 400D Nylon fabric for quick and easy dry • Big armholes for freedom of movement • Short fitting for more comfort and flexibility • Integrated adjustable webbing strap 1.5" | 3,8 cm • Strong YKK buckle & YKK zipper

RENTAL SHORTY 2.5|2MM

Item 443019030

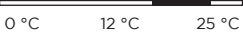


- SIZE
- 2XS
 - XS
 - S
 - M
 - L
 - XL
 - 2XL
 - 3XL

STRETCH



WATER TEMPERATURE



FEATURES

Glued & blind stitched seams: no water entry through seams • Colored print for size indication • 2,5 mm neoprene on chest & back, 2 mm on other panels • Regular stretch neoprene • Durable flatlock seams • Strengthening tape inside • Back zipper for fast entry • Protective strong fabric at hips & legs • Unisex fit

RENTAL FULLSUIT 3|2.5MM

Item 443019010

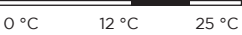


- SIZE
- 2XS
 - XS
 - S
 - M
 - L
 - XL
 - 2XL
 - 3XL

STRETCH



WATER TEMPERATURE



FEATURES

Colored print for size indication • 3 mm neoprene on chest & back, 2 mm on other panels • Regular stretch neoprene • Durable flatlock seams • Strengthening tape inside • Back zipper for fast entry • Protective strong fabric at hips & legs • Unisex fit

RENTAL FULLSUIT 5/3MM YOUTH

Item 443019040



SIZE

2XS

XS

S

M

L

XL

2XL

3XL

STRETCH

basic

regular

full

supreme

WATER TEMPERATURE

0 °C

12 °C

25 °C

FEATURES
Glued & blind stitched seams: no water entry through seams • Colored print for size indication • Regular stretch neoprene • 5 mm neoprene on chest & back, 3 mm on other panels • Strengthening tape inside • Back zipper for fast entry • Unisex fit • Slant ankle opening for easy entry • Protective strong fabric at hips & legs



RENTAL COMBO SKIS ADULT

Item 442021001



SIZE 67"

FEATURES
High press fiberglass molded • Extra strong rubber on the binding • Width of the nose and tail gives you more stability • 3 cm flat fin gives you control • The replaceable bumpers on the nose and tail make this ski more durable

RENTAL COMBO SKIS YOUTH

Item 442021002



SIZE 59"

FEATURES
High press fiberglass molded • Extra strong rubber on the binding • Width of the nose and tail gives you more stability • 3 cm flat fin gives you control • The replaceable bumpers on the nose and tail make this ski more durable

RENTAL SQUEEZE HEEL

Item 443522001



FEATURES
Binding size: USA 6-14 | EU 36-47

RENTAL SOFTSHELL HELMET ORANGE

Item 443721001



SIZE S M L

FEATURES

Not certified by CE as protective device • EVA webbing reinforcements • Neoprene chin protector • Clear size indication

RENTAL WAKEBOARD

Item 442721001



SIZE 136 140 144

FEATURES

Full wood durable core • ABS protecting sidewalls • High press fiberglass molded • Controlled Flex construction • Continuous rocker for smooth and easy handling • Deep grooved channels for traction and control • Triaxial fiber layup • Tip and tail channels for controlled start and handling in the water • a board for easy and fast progression

RENTAL HARDSHELL HELMET ORANGE

Item 443721002



SIZE XS S M L XL

FEATURES

Adjustable chin strap • Protective ear pads • Dual density ring liner • Soft and comfortable fit • Lightweight helmet

RENTAL WAKEBOARD BINDINGS

Item 443921001



SIZE S M L

FEATURES

Comfortable ergonomic footbed • Soft heel pads for proper foot placement • Soft and comfortable foam inner liner • Durable EVA foam heel • Stretchy flex panels to control your ride • User friendly velcro straps for fast entry • With stiffy plates to protect the base plate from breaking and add response to the bindings

RENTAL PADDLE

Item 444821001 150 cm
Item 444821002 210 cm



SIZE 59" 82.7"

FEATURES

Length: 59" | 150 cm • Blade angle: 9° Blade surface: 84 in² Comfortable fiberglass T-grip Fiberglass shaft with excellent flex/weight ratio Length: 13.6" | 34,5 cm • Plastic blade Weight: 780 g | 1,71 lbs Weight: 900 g | 1,98 lbs

Length: 82.7" | 210 cm • Blade width: 8" | 203 mm • Blade surface: 91 in² • Blade angle: 9° • Plastic blade • Fiberglass shaft with excellent flex/weight ratio • Comfortable fiberglass T-grip • Weight: 780 g | 1.71 lbs • Weight: 1 kg | 2.2 lbs



HOW TO MEASURE

1. CHEST

Place the tape under your arms. Measure the chest at the widest part.

2. WAIST

Measure around the narrowest part of your waist.

3. HIP

Measure around the widest part of your hips.

4. LENGTH

Measure from head to toe.

5. BODY LENGTH

Measure from the shoulder down.

MEN VESTS

SIZE	Vests (Certified 50N)			
	(Athletic fit)		(+ Sizes Leisure Fit)	
	Chest (cm)	Waist (cm)	Chest (cm)	Waist (cm)
XS	90 - 94	80 - 84	-	-
S	94 - 98	84 - 88	-	-
M	98 - 102	88 - 92	-	-
L	102 - 106	92 - 96	-	-
XL	106 - 110	96 - 100	-	-
XL+	-	-	106 - 112	96 - 104
2XL+	-	-	112 - 118	104 - 112
3XL+	-	-	118 - 124	112 - 120
4XL+	-	-	124 - 130	120 - 128
5XL+	-	-	130 - 136	128 - 136

WOMEN VESTS

SIZE	Vests (Certified 50N)	
	Chest (cm)	Waist (cm)
XS	82 - 86	65 - 69
S	86 - 90	70 - 74
S+	90 - 94	74 - 78
M	94 - 98	78 - 82
M+	98 - 102	83 - 87
L	102 - 106	87 - 92
XL	107 - 113	93 - 99
2XL	113 - 119	99 - 105
3XL	119 - 125	106 - 112

WOMEN WETSUITS & RASHGUARD

SIZE	Chest (cm)	Waist (cm)	Hip (cm)	Length (cm)
XS	84 - 88	68 - 72	90 - 94	165 - 171
S	88 - 92	72 - 76	94 - 98	167 - 173
M	93 - 99	77 - 83	99 - 105	169 - 175
L	99 - 105	83 - 89	105 - 111	171 - 177
XL	105 - 111	89 - 95	111 - 117	173 - 179
2XL	111 - 117	95 - 101	117 - 123	175 - 181

MEN WETSUITS & RASHGUARD

SIZE	Chest (cm)	Waist (cm)	Hip (cm)	Length (cm)
XS	90 - 94	80 - 84	90 - 94	173 - 179
S	94 - 98	84 - 88	94 - 98	175 - 181
M	98 - 102	88 - 92	98 - 102	177 - 183
MT	98 - 102	88 - 92	98 - 102	179 - 185
L	102 - 106	92 - 96	102 - 106	179 - 185
LT	102 - 106	92 - 96	102 - 106	181 - 187
XL	106 - 110	96 - 100	106 - 110	181 - 187
2XL	111 - 117	101 - 107	111 - 117	183 - 189
3XL	117 - 123	107 - 113	117 - 123	185 - 191
4XL	123 - 129	113 - 119	123 - 129	187 - 193

UNISEX VESTS

SIZE	Easy Boating Vest (Certified 100N)		SIZE	Comfort Boating Vest (Certified 100N)	
	Chest (cm)	Weight (kg)		Chest (cm)	Weight (kg)
S/M	76 - 114	50 - 60	S	70 - 90	40 - 60
L/XL	114 - 152	>60	M	80 - 95	60 - 70
			L	90 - 115	70 - 90
			XL	> 115	> 90

SIZE	4 Buckle Vest (Certified 50N)		SIZE	Dual Vest (Certified 50N)	
	Chest (cm)	Waist (cm)		Chest (cm)	Waist (cm)
XS	89 - 95	79 - 85	S/M	94 - 102	84 - 92
S	93 - 99	83 - 89	L/XL	102 - 110	92 - 100
M	97 - 103	87 - 93	2XL/3XL	110 - 118	100 - 108
L	101 - 107	91 - 97	4XL/5XL	118 - 128	108 - 118
XL	105 - 113	95 - 103			
2XL	111 - 119	101 - 109			
3XL	117 - 125	107 - 115			
4XL	123 - 131	113 - 121			
			Universal Vest (Certified 50N)		
			SIZE	Chest (cm)	Waist (cm)
			UNI	85 - 125	75 - 115

KIDS VESTS

SIZE	Neo Vest Youth (Certified 50N)		SIZE	Neo Safety Vest Youth (Certified 100N)	
	Chest (cm)	Waist (cm)		Chest (cm)	Weight (kg)
116	57 - 60	52 - 56	XS/S (Infant)	40 - 50	<20
128	60 - 64	56 - 59	M/L (Child)	50 - 60	20 - 30
140	64 - 69	59 - 64			
152	69 - 76	64 - 69			
164	76 - 82	69 - 74			
176	82 - 89	74 - 78			
			Comfort Boating Vest Youth (Certified 100N)		
			SIZE	Chest (cm)	Weight (kg)
			4XS	<57	3 - 10
			3XS/2XS	<57	10 - 15
			XS/S	57 - 65	15 - 20
SIZE	Chest (cm)	Waist (cm)	M/L	60 - 70	20 - 30
UNI	60 - 70	56 - 64			

KIDS RASHGUARDS

SIZE	Chest (cm)	Waist (cm)	Hip (cm)	Length (cm)
O/1	44 - 50	41 - 47	40 - 48	</> 74 - 80
2/4	50 - 58	47 - 53	48 - 55	</> 98 - 104
6/8	58 - 63	53 - 59	55 - 67	</> 116 - 128
10/12	63 - 76	59 - 69	67 - 79	</> 140 - 152
14/16	76 - 89	69 - 78	79 - 91	</> 164 - 176

UNISEX SHIRTS

SIZE	Chest (cm)	Body length (cm)
XS	82 - 88	66
S	88 - 94	69
M	94 - 100	72
L	100 - 106	74
XL	106 - 110	76
2XL	110 - 116	78

KIDS SHIRTS

SIZE	Chest (cm)	Body length (cm)
98/104	53 - 57	42
110/116	57 - 61	46
122/128	61 - 67	51.5
134/140	67 - 75	57.5
152/164	75 - 82	62.5

PET VEST (NON CERTIFIED)

SIZE	Chest Girth (cm)	Length (cm)
XS	< 35	16
S	50	22
M	60	30
L	70	38
XL	80	48

COMBO SKIS

Length	Weight (kg)	Weight (lbs)	Binding Size (EU)	Binding Size (US)
59"	up to 55	up to 130	32 - 40	1 - 6
65"	50 and up	110,2 and up	36 - 47	5,5 - 14

HELMETS

SIZE	Victor (cm)	Base (cm)
XS	-	52 - 53
S	53 - 54	54 - 55
M	55 - 56	56 - 57
L	57 - 58	58 - 59
X	59 - 60	60 - 61

SUPPORT/BRACES

SIZE	Kneebrace	Spray Leg
	Knee (cm)	Calf Widest Point (cm)
S	40 - 44 cm	36 - 38
M	43 - 47 cm	38 - 40
L	45 - 49 cm	40 - 42
XL	48 - 52 cm	42 - 44

GLOVES

SIZE	Hand (cm)
XS	17 - 20
S	18 - 21
M	19 - 22,5
L	20 - 24
XL	21 - 25
2XL	22 - 26



SHOES KIDS

SIZE	Aqua Shoes Youth		H2O Shoes Youth	
	EU • US	Length	EU • US	Length
XS	29 • 7.5-8	17,5 cm • 6,9"	29 • 7.5-8	16 cm • 6,3"
S	31 • 9-10	19,1 cm • 7,5"	31 • 9-10	17 cm • 6,7"
M	32 • 10.5-11	19,9 cm • 7,9"	32 • 10.5-11	18 cm • 7,1"
L	33 • 11.5-12	20,7 cm • 8,3"	33 • 11.5-12	20 cm • 7,9"
XL	34 • 12.5-13	21,5 cm • 8,7"	34 • 12.5-13	20,4 cm • 8,1"

SHOES ADULT

Aqua Shoes Adult			H2O Shoes			Neoprene Boots		
US	EU	Length (cm)	US	EU	Length (cm)	US	EU	Length (cm)
3	35	22,3	3	35	21,8	5	36	23
4	36	23,1	4	36	22,6	6	37/38	24
5	37	23,9	5	37	23,5	7	39	25
6	38 - 39	24,7	6	38 - 39	24,2	8	40 - 41	26
7	40 - 41	25,5	7	40 - 41	25,2	9	42	27
8	42	26,3	8	42	25,8	10	43 - 44	28
9	43	27,1	9	43	26,7	11	45	29
10	44	27,9	10	44	27,5	12	46/47	30
11	45	28,7	11	45	28,2			
12	46 - 47	29,5	12	46 - 47	29			

DISCOVER SHOES

US	5,5	6	6,5/7	7,5	8	8,5	9,5	10	11
EU	37	38	39	40	41	42	43	44	45
UK	5	5,5	6	6,5	7	7,5	8,5	9	10
inside cm +/- 0,5 cm	23,3	23,96	24,63	25,36	26,03	26,7	27,36	28,03	28,69

TRAINERS

Hemi Trainers, Buzz Trainers				
Length	Weight (kg)	Weight (lbs)	Binding Size (EU)	Binding Size (US)
46"	up to 45		<36	<4,5

SLALOM SKI BINDINGS


Focus		Standard	Xlarge
US	US	6,5 - 8,5	09 - 14
	EU	38,5 - 42	43 - 48
Comfort	US	5 - 8	8 - 11 11 - 14
	EU	35 - 39	40 - 44 45 - 48.5
Direct	US	5 - 12	
	EU	35 - 47	

WAKEBOARD BINDINGS

Drift Sneaker US	6	7	8	9	10	11
Drift Sneaker EU	38	39 - 40	41 - 42	43	44	45 - 46
Host/Republik/Unit	US 3 - 6 / EU 35 - 39		US 7 - 10 / EU 40 - 44		US 10 - 12 / EU 44 - 47	
Maze	-		US 7 - 11 / EU 40 - 46		-	
Nitro/Charge	US 7 - 8 / EU 40 - 41		US 8 - 9,5 / EU 42 - 43		US 10 - 11 / EU 44 - 45	
Jinx	US 3 - 7 / EU 33 - 39		-		-	

DRIFT BINDINGS MIX & MATCH

Sneakers	Drift Sneaker 6 - 7	Drift Sneaker 8 - 9	Drift Sneaker Men 10 - 11
Binding	M	M	L
Skins	S	M	L



BRABUS × JOBE

We aim to inspire friends and families to share their time together, creating dashing memories together. It's all about the adventures we have and the laughs that come with it. Together with BRABUS, we can only get more excited when we think about what the future will bring us. We are ready to go on a new trip, a new adventure, every single day on land and on water.



AXOPAR
X
JOBE

Axopar is a brand which shares our company values, from their adventurous spirit to their innovative drive. Which is why our collab with them has been breaking the rules and raising the bar for the entire watersports market.



